

C2000 EUROPEAN PROFILE CYLINDERS



MAIN FEATURES

ACTIVE SECURITY

- **NUMBER OF KEY-DIFFERS:** over 30,000.

PASSIVE SECURITY

- **Push resistance:** projecting cam
- **Drill resistance:**
 - Hardened steel pin and driver in first position.
- **Anti-picking resistance:**
 - Paracentral key way
 - Mushroom-type drivers.

KEY ARRANGEMENTS CAPACITY

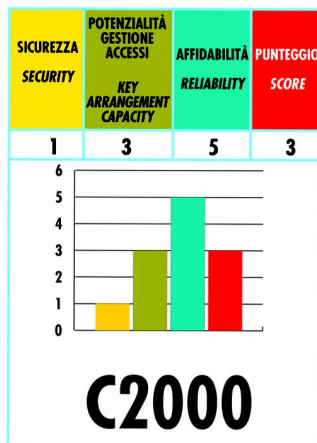

- 1,000 different cylinders per MK key (excluding the integrated key sections capacity).
- Other configurations available on request.

RELIABILITY

- 100,000 cycles (compliant with EN 1303 – Durability Grade 6).

CERTIFICATIONS

- Manufactured in conformity with the European EN 1303 standard:
- Durability grade 6
- Security grade 3.



Technical features:

CYLINDER:

- 5 pins key biting system (3, 4 pins for short size)
- brass body
- brass plugs
- self-lubricating sintered steel projecting cam, DIN-compatible
- pins:
 - in brass
 - in hardened steel in first position
- drivers:
 - in brass, cylindrical and mushroom-like for an anti-picking function
 - in hardened steel in first position
- phosphor bronze springs

KEY:

- in special brass alloy nickel plated
- 2,2 mm thickness
- 0,44 mm depth
- compatible with protective roses

Finishes:

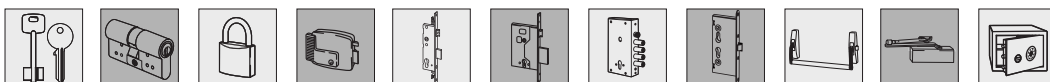
- Standard: sanded brass (fin. 00)
- On request: nickel plated brass (fin. 12)

On request:

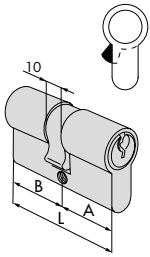
- KA, MK, GMK, GGMK, CE, CA, C5, PP and relevant models

Supplied as standard:

- fixing screw
- 3 keys:
 - art. 1.01070.10.1 (5 pins)
 - or art. 1.01070.05.1 (4 pins)
 - or art. 1.01070.01.1 (3 pins)

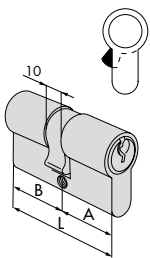


Type	Description	Key item				Kg	Pcs	ITEM			
		L	A	B	Pins			Type	Dim.	Hand	Fin.



• Double cylinder

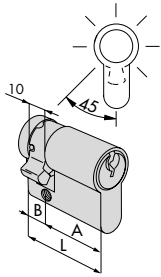
22 / 22	43,4	21,7	21,7	3	1 01070 01 1	0,172	12	1	OG300	02 0
22 / 27	48,4	21,7	26,7	3	1 01070 01 1	0,192	12	1	OG300	03 0
25 / 25	49,8	24,9	24,9	4	1 01070 05 1	0,189	12	1	OG300	04 0
27 / 27	53,0	26,5	26,5	4	1 01070 05 1	0,200	12	1	OG300	05 0
27 / 33	59,0	26,5	32,5	4	1 01070 05 1	0,216	12	1	OG300	06 0
30 / 30	59,0	29,5	29,5	5	1 01070 10 1	0,216	12	1	OG300	07 0
30 / 33	62,0	29,5	32,5	5	1 01070 10 1	0,212	12	1	OG300	08 0
27 / 37	63,0	26,5	36,5	4	1 01070 05 1	0,237	12	1	OG300	09 0
30 / 35	64,0	29,5	34,5	5	1 01070 10 1	0,233	12	1	OG300	26 0
33 / 33	65,0	32,5	32,5	5	1 01070 10 1	0,233	12	1	OG300	10 0
27 / 43	69,0	26,5	42,5	4	1 01070 05 1	0,250	12	1	OG300	11 0
30 / 40	69,0	29,5	39,5	5	1 01070 10 1	0,250	12	1	OG300	12 0
35 / 35	69,0	34,5	34,5	5	1 01070 10 1	0,250	12	1	OG300	13 0
30 / 43	72,0	29,5	42,5	5	1 01070 10 1	0,258	6	1	OG300	14 0
37 / 37	73,0	36,5	36,5	5	1 01070 10 1	0,266	6	1	OG300	15 0
30 / 45	74,0	29,5	44,5	5	1 01070 10 1	0,230	6	1	OG300	27 0
35 / 40	74,0	34,5	39,5	5	1 01070 10 1	0,266	6	1	OG300	28 0
27 / 53	79,0	26,5	52,5	4	1 01070 05 1	0,283	6	1	OG300	16 0
30 / 50	79,0	29,5	49,5	5	1 01070 10 1	0,291	6	1	OG300	17 0
35 / 45	79,0	34,5	44,5	5	1 01070 10 1	0,283	6	1	OG300	19 0
40 / 40	79,0	39,5	39,5	5	1 01070 10 1	0,300	6	1	OG300	18 0
35 / 50	84,0	34,5	49,5	5	1 01070 10 1	0,300	6	1	OG300	31 0
40 / 45	84,0	39,5	44,5	5	1 01070 10 1	0,250	6	1	OG300	30 0
43 / 43	85,0	42,5	42,5	5	1 01070 10 1	0,250	6	1	OG300	46 0
30 / 60	89,0	29,5	59,5	5	1 01070 10 1	0,316	6	1	OG300	20 0
40 / 50	89,0	39,5	49,5	5	1 01070 10 1	0,316	6	1	OG300	21 0
45 / 45	89,0	44,5	44,5	5	1 01070 10 1	0,325	6	1	OG300	29 0
30 / 70	99,0	29,5	69,5	5	1 01070 10 1	0,350	6	1	OG300	24 0
35 / 65	99,0	34,5	64,5	5	1 01070 10 1	0,312	6	1	OG300	22 0
40 / 60	99,0	39,5	59,5	5	1 01070 10 1	0,350	6	1	OG300	25 0
45 / 55	99,0	44,5	54,5	5	1 01070 10 1	0,312	6	1	OG300	43 0
50 / 50	99,0	49,5	49,5	5	1 01070 10 1	0,350	6	1	OG300	23 0
45 / 60	104,0	44,5	59,5	5	1 01070 10 1	0,350	6	1	OG300	54 0
30 / 80	109,0	29,5	79,5	5	1 01070 10 1	0,350	6	1	OG300	37 0
40 / 70	109,0	39,5	69,5	5	1 01070 10 1	0,360	6	1	OG300	35 0
50 / 60	109,0	49,5	59,5	5	1 01070 10 1	0,360	6	1	OG300	36 0
55 / 55	109,0	54,5	54,5	5	1 01070 10 1	0,360	6	1	OG300	70 0
60 / 60	119,0	59,5	59,5	5	1 01070 10 1	0,390	6	1	OG300	40 0
70 / 70	139,0	69,5	69,5	5	1 01070 10 1	0,440	6	1	OG300	50 0



• Double cylinder clutching system

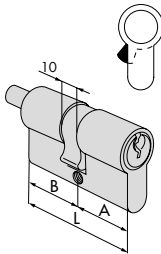
27 / 27	53,0	26,5	26,5	4	1 01070 05 1	0,202	12	1	OG301	05 0
27 / 33	59,0	26,5	32,5	4	1 01070 05 1	0,222	12	1	OG301	06 0
30 / 30	59,0	29,5	29,5	5	1 01070 10 1	0,222	12	1	OG301	07 0
27 / 37	63,0	26,5	36,5	4	1 01070 05 1	0,232	12	1	OG301	09 0
30 / 35	64,0	29,5	34,5	5	1 01070 10 1	0,232	12	1	OG301	26 0
27 / 43	69,0	26,5	42,5	4	1 01070 05 1	0,252	12	1	OG301	11 0
35 / 35	69,0	34,5	34,5	5	1 01070 10 1	0,252	12	1	OG301	13 0
30 / 40	69,0	29,5	39,5	5	1 01070 10 1	0,252	12	1	OG301	12 0

Type	Description	Key item				Kg	Pcs	ITEM			
		L	A	B	Pins			Type	Dim.	Hand	Fin.



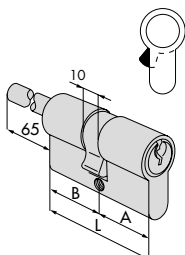
- Half cylinder adjustable cam in 8 position

25 / 10	34,5	24,5	10,0	4	1 01070 05 1	0,120	12	1	OG304	18 0
30 / 10	39,5	29,5	10,0	5	1 01070 10 1	0,155	12	1	OG304	02 0
33 / 10	42,5	32,5	10,0	5	1 01070 10 1	0,165	12	1	OG304	09 0
35 / 10	44,5	34,5	10,0	5	1 01070 10 1	0,170	12	1	OG304	07 0
37 / 10	46,5	36,5	10,0	5	1 01070 10 1	0,175	12	1	OG304	10 0
40 / 10	49,5	39,5	10,0	5	1 01070 10 1	0,185	12	1	OG304	03 0
43 / 10	52,5	42,5	10,0	5	1 01070 10 1	0,195	12	1	OG304	11 0
50 / 10	59,5	49,5	10,0	5	1 01070 10 1	0,215	12	1	OG304	04 0
60 / 10	69,5	59,5	10,0	5	1 01070 10 1	0,245	12	1	OG304	05 0
64 / 10	73,5	63,5	10,0	5	1 01070 10 1	0,255	12	1	OG304	21 0
70 / 10	79,5	69,5	10,0	5	1 01070 10 1	0,275	12	1	OG304	06 0
80 / 10	89,5	79,5	10,0	5	1 01070 10 1	0,305	12	1	OG304	20 0
94 / 10	103,5	93,5	10,0	5	1 01070 10 1	0,355	12	1	OG304	13 0



- Double cylinder with thumb turn shaft
- ON REQUEST:
Knob
-art. 1.06353.00
-art. 1.06354.00

30 / 30	59,0	29,5	29,5	5	1 01070 10 1	0,237	6	1	OG302	07 0
30 / 35	64,0	29,5	34,5	5	1 01070 10 1	0,250	6	1	OG302	26 0
35 / 30	64,0	34,5	29,5	5	1 01070 10 1	0,250	6	1	OG302	81 0
33 / 33	65,0	32,5	32,5	5	1 01070 10 1	0,255	6	1	OG302	10 0
30 / 40	69,0	29,5	39,5	5	1 01070 10 1	0,270	6	1	OG302	82 0
35 / 35	69,0	34,5	34,5	5	1 01070 10 1	0,270	6	1	OG302	13 0
40 / 30	69,0	39,5	29,5	5	1 01070 10 1	0,270	6	1	OG302	12 0
35 / 40	74,0	34,5	39,5	5	1 01070 10 1	0,285	6	1	OG302	28 0
40 / 35	74,0	39,5	34,5	5	1 01070 10 1	0,285	6	1	OG302	83 0
30 / 50	79,0	29,5	49,5	5	1 01070 10 1	0,300	6	1	OG302	17 0
35 / 45	79,0	34,5	44,5	5	1 01070 10 1	0,300	6	1	OG302	19 0
40 / 40	79,0	39,5	39,5	5	1 01070 10 1	0,300	6	1	OG302	18 0
45 / 35	79,0	44,5	34,5	5	1 01070 10 1	0,300	6	1	OG302	85 0
40 / 45	84,0	39,5	44,5	5	1 01070 10 1	0,315	6	1	OG302	30 0
45 / 40	84,0	44,5	39,5	5	1 01070 10 1	0,315	6	1	OG302	84 0
43 / 43	85,0	42,5	42,5	5	1 01070 10 1	0,318	6	1	OG302	46 0
30 / 60	89,0	29,5	59,5	5	1 01070 10 1	0,330	6	1	OG302	20 0
40 / 50	89,0	39,5	49,5	5	1 01070 10 1	0,330	6	1	OG302	21 0
45 / 45	89,0	44,5	44,5	5	1 01070 10 1	0,330	6	1	OG302	29 0
40 / 55	94,0	39,5	54,5	5	1 01070 10 1	0,350	6	1	OG302	42 0
45 / 50	94,0	44,5	49,5	5	1 01070 10 1	0,350	6	1	OG302	39 0
45 / 55	99,0	44,5	54,5	5	1 01070 10 1	0,360	6	1	OG302	43 0
50 / 50	99,0	49,5	49,5	5	1 01070 10 1	0,360	6	1	OG302	23 0
45 / 60	104,0	44,5	59,5	5	1 01070 10 1	0,375	6	1	OG302	54 0
55 / 50	104,0	54,5	49,5	5	1 01070 10 1	0,375	6	1	OG302	64 0
30 / 80	109,0	29,5	79,5	5	1 01070 10 1	0,390	6	1	OG302	37 0
40 / 70	109,0	39,5	69,5	5	1 01070 10 1	0,390	6	1	OG302	35 0
50 / 60	109,0	49,5	59,5	5	1 01070 10 1	0,390	6	1	OG302	36 0
60 / 50	109,0	59,5	49,5	5	1 01070 10 1	0,390	6	1	OG302	89 0
55 / 60	114,0	54,5	59,5	5	1 01070 10 1	0,400	6	1	OG302	71 0
55 / 65	119,0	54,5	64,5	5	1 01070 10 1	0,420	6	1	OG302	72 0
60 / 60	119,0	59,5	59,5	5	1 01070 10 1	0,420	6	1	OG302	40 0
65 / 55	119,0	64,5	54,5	5	1 01070 10 1	0,420	6	1	OG302	86 0



- Double cylinder with adjustable thumb turn shaft
- Can be combined with internal rose art. 1.06458.20
- ON REQUEST:
Knob
-art. 1.06353.00
-art. 1.06354.00

30 / 30	59,0	29,5	29,5	5	1 01070 10 1	0,260	6	1	OG307	07 0
35 / 30	64,0	34,5	29,5	5	1 01070 10 1	0,270	6	1	OG307	81 0
40 / 30	69,0	39,5	29,5	5	1 01070 10 1	0,280	6	1	OG307	12 0
45 / 30	74,0	44,5	29,5	5	1 01070 10 1	0,290	6	1	OG307	91 0
50 / 30	79,0	49,5	29,5	5	1 01070 10 1	0,300	6	1	OG307	90 0
60 / 30	89,0	59,5	29,5	5	1 01070 10 1	0,320	6	1	OG307	87 0
70 / 30	99,0	69,5	29,5	5	1 01070 10 1	0,340	6	1	OG307	88 0

Dimensional drawings

