


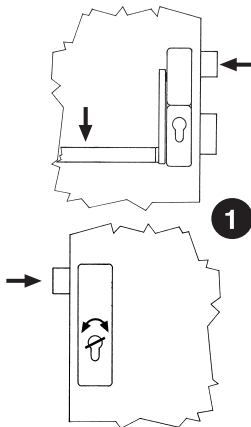
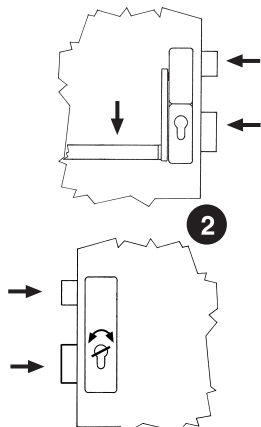
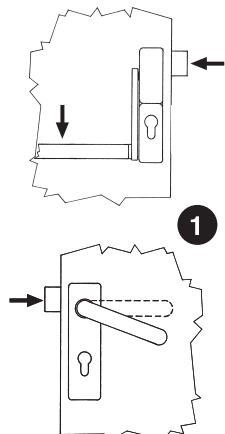
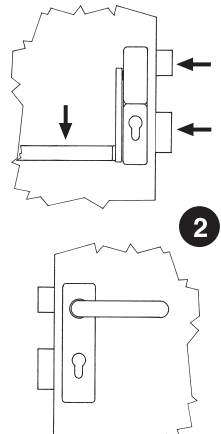
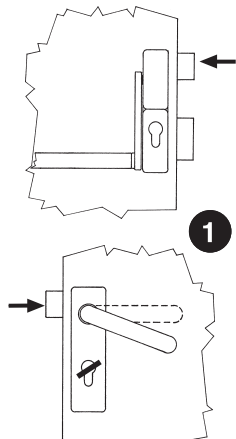
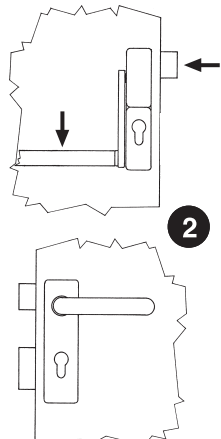
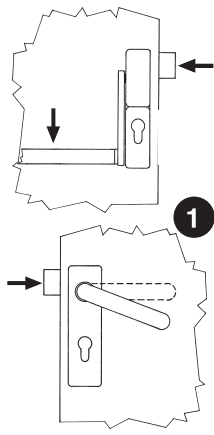
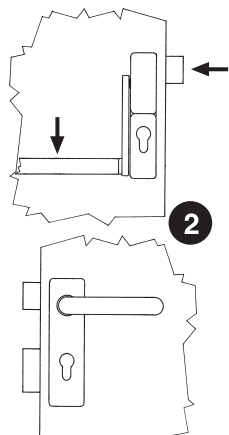
Locks and panic exit devices



Panic function mortice locks with split follower	452
Panic function mortice locks	453
Panic exit devices with black painted casing, for panic function locks	455
Touch-bar series panic exit devices for panic function locks	456
Touch-bar PVD series panic exit devices for panic function mortice locks	457
New Europa series panic exit devices	458
Push-pad New Europa series panic exit devices	459
Panic exit devices series Touch-bar	460
Kits for additional locking points for Touch-bar and New Europa panic exit devices	461
New Europa PVD series panic exit devices	463
Push-pad New Europa series panic exit devices	464
Touch-bar PVD series panic exit devices	465
Kits for additional locking points for New Europa PVD and Sblock PVD panic exit devices	466

CISA Prestige series panic exit devices	468
Kits for additional locking points for CISA Prestige panic exit devices	469
CISA Prestige inox series panic exit devices	471
Kits for additional locking points for CISA Prestige inox panic exit devices	472
Outside operation devices for Touch-bar and New Europa CISA Prestige panic exit devices	474
Electric handles	477
Electric strikers for panic exit devices	478
Horizontal bars for panic exit devices	479
Kit glass for assembling panic exit devices on glazed doors	480
Accessories for panic exit device	482
Dimentional drawing	488
Installation of panic exit devices for single doors	491
Installation of panic exit devices for double doors	492



TYPE	CONTROLS	OPERATION	
A OUTSIDE ENTRANCE BY KEY For doors which have to be opened with the key from the outside by authorized personnel only	INSIDE - Panic exit device to open. - Key to close with dead-bolt. OUTSIDE - The key operates latch and deadbolt.	 <p>1 Outside entrance by key only.</p>	 <p>2</p> <p>Locking with the deadbolt, outside entrance is possible only with the use of the key.</p>
B OUTSIDE HANDLE ACTIVATED OR DISACTIVATED For doors that open outwards and places where it is necessary to provide free entrance.	INSIDE - Panic exit device to open. - Key to close with dead-bolt and activate or deactivate the outside handle. OUTSIDE - The key operates the dead-bolt and activates or deactivates the outside handle for latch operation.	 <p>1 The outside handle is activated by rotating the key in the lock-opening direction as far as it will go (the handle remains activated when the key is removed).</p>	 <p>2</p> <p>Closing with the dead-bolt deactivates the outside handle; the latter remains deactivated even after the door has been opened with the panic exit device.</p>
C OUTSIDE HANDLE AUTOMATICALLY DISACTIVATED For doors that must be opened from the outside only by authorized persons.	INSIDE - Panic exit device to open. - Key to close with dead-bolt. OUTSIDE - The key operates the throw and activates the handle.	 <p>1 The outside handle is activated by rotating the key in the lock-opening direction as far as it will go, after first withdrawing the dead-bolt.</p>	 <p>2</p> <p>Removing the key automatically deactivates the outside handle.</p>
D OUTSIDE HANDLE ALWAYS ACTIVATED For doors that partition throughways (e.g. corridors).	INSIDE - Panic exit device to open. - Key to close with dead-bolt. OUTSIDE - The key operates the dead-bolt. The handle, with the dead-bolt withdrawn, engages for latch operation.	 <p>1 The outside handle is always activated when the dead-bolt is withdrawn.</p>	 <p>2</p> <p>Entry is after using the panic exit device, always possible from the outside as long as the dead-bolt is not activated by the key.</p>

**Technical features:**

- Zinc-plated steel faceplate
- Zinc-plated steel case
- Nickel-plated steel reversible latch
- Single throw (15 mm.) nickel-plated dead-bolt
- 8 mm. spindle
- To be coupled with panic exit devices series 59600 and 59710

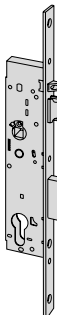
Supplied as standard:

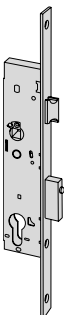
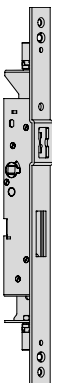
- Instruction sheet

Hand:

0 = Non-hande

Cylinder to be ordered separately


Type	Description	Throws	Centre Distance	Faceplate	Backset	Unit weight Kg	Pieces	ITEM			
								Type	Dim.	Hand	Pers. Spec.
 <ul style="list-style-type: none"> • FOR SINGLE LEAF DOORS • Dead-bolt and latch with anti-picking device • A TYPE OPERATION • From inside: Panic exit device to open Key to close with dead-bolt • From outside: key to operate latch and dead-bolt 		1	92	22	25	0,720	1	1 43220	25	0	
		1	92	22	30	0,770	1	1 43220	30	0	
		1	92	22	35	0,800	1	1 43220	35	0	
<ul style="list-style-type: none"> • B TYPE OPERATION • From inside: Panic exit device to open Key to close with dead-bolt and activate or disactivate the outside handle for latch operation • From outside: key to close with dead-bolt and activate or disactivate the outside handle for latch operation 		1	92	22	25	0,720	1	1 43230	25	0	
		1	92	22	30	0,770	1	1 43230	30	0	
		1	92	22	35	0,800	1	1 43230	35	0	
<ul style="list-style-type: none"> • C TYPE OPERATION • From inside: Panic exit device to open Key to close with dead-bolt and activate the outside handle for latch operation • From outside: Key to close with dead-bolt and activate the outside handle for latch operation 		1	92	22	25	0,720	1	1 43231	25	0	
		1	92	22	30	0,770	1	1 43231	30	0	
		1	92	22	35	0,800	1	1 43231	35	0	
<ul style="list-style-type: none"> • D TYPE OPERATION • From inside: Panic exit device to open Key to close with dead-bolt • From outside: Key to close with dead-bolt. The handle is activated by latch operation, with the dead-bolt withdrawn 		1	92	22	25	0,720	1	1 43232	25	0	
		1	92	22	30	0,770	1	1 43232	30	0	
		1	92	22	35	0,800	1	1 43232	35	0	

Type	Description	Throws	Centre Distance	Faceplate	Backset	Unit weight Kg	Pieces	ITEM				
								Type	Dim.	Hand	Fin.	Pers. Spec.
	• FOR DOUBLE LEAF DOORS	1	92	22	25	0,680	1	1	43250	25	0	
	• On the secondary leaf the item 43290 is to be installed	1	92	22	30	0,720	1	1	43250	30	0	
	• Dead-bolt and latch	1	92	22	35	0,750	1	1	43250	35	0	
	• A TYPE OPERATION											
	• From inside:											
	Panic exit device to open											
	Key to close with dead-bolt											
	• From outside:											
	Key to operate latch and dead-bolt											
	• B TYPE OPERATION	1	92	22	25	0,680	1	1	43260	25	0	
	• From inside:	1	92	22	30	0,720	1	1	43260	30	0	
	Panic exit device to open	1	92	22	35	0,752	1	1	43260	35	0	
	Key to close with dead-bolt and activate or disactivate the outside handle for latch operation											
	• From outside:											
	key to close with dead-bolt and activate or disactivate the outside handle for latch operation											
	• C TYPE OPERATION	1	92	22	25	0,680	1	1	43261	25	0	
	• From inside:	1	92	22	30	0,720	1	1	43261	30	0	
	Panic exit device to open	1	92	22	35	0,750	1	1	43261	35	0	
	Key to close with dead-bolt and activate the outside handle for latch operation											
	• From outside:											
	Key to close with dead-bolt and activate the outside handle for latch operation											
	• D TYPE OPERATION	1	92	22	25	0,680	1	1	43262	25	0	
	• From inside:	1	92	22	30	0,720	1	1	43262	30	0	
	Panic exit device to open	1	92	22	35	0,750	1	1	43262	35	0	
	Key to close with dead-bolt											
	• From outside:											
	Key to close with dead-bolt. The handle is activated by latch operation, with the dead-bolt withdrawn											
	• FOR THE SECONDARY LEAF OF A DOUBLE DOOR	92	24	30	0,875	1	1	1	43290	30	0	
	• On the main leaf a lock series 43250, 43260, 43261, 43262 is to be installed	92	24	40	0,940	1	1	1	43290	40	0	
		92	22	60	1,100	1	1	1	43290	60	0	
	• OPERATION:											
	From inside with panic exit device											
	• ON REQUEST:											
	Extended bolts item 1.07088.03.0											
	Dogging device item 1.07089.52.0											
	Upper striker item 1.06141.80.0											



Technical features:

- Black painted aluminium casing or black nylon
- Zinc plated steel internal components suitable for fire doors

Supplied as standard:

- Fixing screws
- Instruction sheet for assembly and maintenance
- CE and ICIM certification

Finishes:

- ON REQUEST (at an extra charge):
 - painted red (fin. 41)
 - painted yellow (fin. 42)
 - painted green (fin. 43)
 - painted white (fin. 45)
 - painted grey (fin. 97)

Certification:




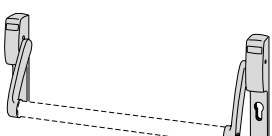
- CE mark in compliance with the DIRECTIVE 89/106/CEE issued by AENOR.
- Voluntary ICIM certification issued by third party as provided for in the UNI EN 1125 standard

Hand:

0 = Non-hande

Bar to be ordered separately


series 07007

Type	Description	Spindle hole	Centre Distance	 Unit weight	 Pieces	ITEM			
						Type	Dim.	Hand	Fin. Pers. Spec.
	<ul style="list-style-type: none"> • Black painted aluminium case cover • May be combined with panic function mortice locks series 43200 and heavy duty mortice locks series 52760, 52761, 52840, 52842, 52844, 52860, 52862, 52864 (see locks for wooden doors) 	8		1,650	1	1 59605	06	0	
	<ul style="list-style-type: none"> • Black nylon case cover • May be combined with panic function mortice locks series 43200 and heavy duty mortice locks series 52760, 52761, 52840, 52842, 52844, 52860, 52862, 52864 (see locks for wooden doors) 	8		1,250	1	1 59606	06	0	
	<ul style="list-style-type: none"> • Black painted aluminium case cover • May be combined with panic function heavy duty mortice locks series 52760, 52761, 52840, 52842, 52844, 52860, 52862, 52864 (see locks for wooden doors) 	8	85	1,850	1	1 59615	16	0	
	<ul style="list-style-type: none"> • Black painted aluminium cover • May be combined with panic mortice locks series 43200 	8	92	1,900	1	1 59615	17	0	
	<ul style="list-style-type: none"> • Black nylon case cover • Pre arranged for double cylinder • May be combined with Heavy duty mortice locks series 52760, 52761, 52840, 52842, 52844, 52860, 52862, 52864 (see locks for wooden door) 	8	85	1,350	1	1 59616	16	0	
	<ul style="list-style-type: none"> • Black nylon casing • May be combined with mortice locks series 43200 • Pre-arranged for double cylinder 	8	92	2,750	1	1 59616	17	0	

**Technical features:**

- Black lacquered aluminium casing
- Zinc plated steel internal components
- Adjustable aluminium bar, can be shortened to 300 mm.
- To be coupled with panic function mortise locks series 43200, 43600 and Heavy Duty

Supplied as standard:

- Fixing screws
- Installation templates
- Instruction sheet

On request:

- Microswitch version (spec LA)

Finishes:

- STANDARD: black case cover, red bar
- ON REQUEST (at an extra charge):
red case cover, black bar (fin. 41)
yellow case cover, black bar (fin. 42)

green case cover, black bar (fin. 43)
white case cover, black bar (fin. 45)
grey case cover, grey bar (fin. 97)

- AVAILABLE BAR COLOUR FINISHES (at an extra charge):
anodized satin aluminium (spec AL)
anodized, satin bronze (spec BR)
brass plated (spec OT)
painted green (spec VE)
painted white (spec BI)
painted grey (spec GR)



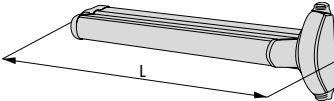
Certification:





- CE mark in compliance with the DIRECTIVE 89/106/CEE issued by AENOR.
- Voluntary ICIM certification issued by third party as provided for in the UNI EN 1125 standard

Hand:

0 = Non-handed

Sblock

Type	Description	Spindle hole L	 Unit weight	 Pieces	ITEM				
					Type	Dim.	Hand	Fin.	Pers. Spec.
	<ul style="list-style-type: none"> • May be combined with panic function mortice locks series 43200, 43600 and heavy duty mortice locks series 52760, 52761, 52840, 52842, 52844, 52860, 52862, 52864 (see locks for wooden doors) • For assembly with fire resistant locks specify Spec. FR in your order 	8	1200	3,360	1	1	59710	10	0
		8	840	2,602	1	1	59710	11	0



Technical features:

- Aluminium case cover and bar with PVD coating.
- Bar can be shortened up 300 mm

Supplied as standard:

- Fixing screws
- Installation and maintenance instruction sheet
- ICIM and CE Certification

On request:

- Version with microswitch (spec. LA)

Finishes:

- Satin finish stainless steel (fin.C2)



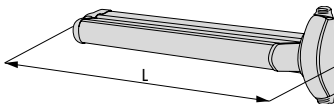
Certification:

- CE mark in compliance with the DIRECTIVE 89/106/CEE issued by AENOR.
- Voluntary ICIM certification issued by third party as provided for in the UNI EN 1125 standard.

Hand:

0 = Non-hande

Sblock PVD

Type	Description	Spindle hole			ITEM					
		L	Unit weight	Pieces	Type	Dim.	Hand	Fin.	Pers.	Spec.
	<ul style="list-style-type: none">• May be combined with panic function mortice locks series 43200, 43600 and heavy duty mortice locks series 52760, 52761, 52840, 52842, 52844, 52860, 52862, 52864 (see locks for wooden doors)• For assembly with fire resistant locks specify Spec. FR in your order	8	1200	3,400	1	1 59710 10 0 C2				

**Technical features:**

- Aluminium case cover, painted black
- Chrome-plated aluminium alloy self-locking latch

Supplied as standard:

- Strikers item 1.07072.20.0
- Fixing screws
- Installation templates
- Instruction sheet

On request:

- Microswitch version (spec. LA)
- Hold-open device version (spec. FG)
- Fire-resistant version with steel latch (spec. FR)

Finishes:

- **STANDARD:**
 - painted black
- **ON REQUEST (at an extra charge):**
 - painted red (fin. 41)
 - painted yellow (fin. 42)
 - painted green (fin. 43)
 - painted white (fin. 45)
 - painted grey (fin. 97)

Hand:
0 = Non-handle



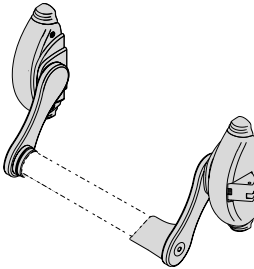
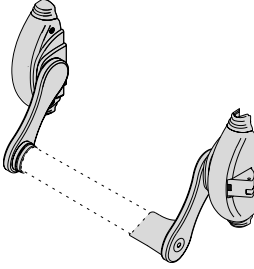
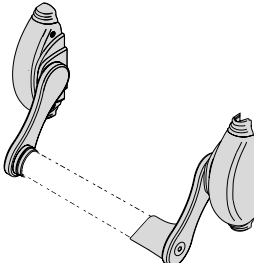
Bar to be ordered separately

 series 07007

Certification:

- CE mark in compliance with the DIRECTIVE 89/106/CEE issued by AENOR.
- Voluntary ICIM certification issued by third party as provided for in the UNI EN 1125 standard

New Europa

Type	Description			ITEM				
				Type	Dim.	Hand	Fin.	Pers. Spec.
	<ul style="list-style-type: none"> • Lateral latch-bolt 	1,650	1	1	59000	10	0	
	<ul style="list-style-type: none"> • SUPPLIED AS STANDARD: Strikers item 1.07072.20.0 • ON REQUEST: Outside operation devices item 1.07078.28.0/29 and 1.07077.46/47/48/49.0 							
	<ul style="list-style-type: none"> • MODULAR VERSION 	1,600	1	1	59010	10	0	
	<ul style="list-style-type: none"> • Lateral latch-bolt which can be disactivated • SUPPLIED AS STANDARD: Strikers item 1.07072.20.0 • Can be used with: Pair of top/bottom latch-bolts item 1.07063.60.0 Pair of lateral latch-bolts item 1.07063.50.0 Pair of top/lateral latch-bolts item 1.07063.65.1/2 Pair of top/bottom dead-bolts item 1.07063.70.0 • ON REQUEST: Outside operation device item 1.07077.46/47/48.0 and 1.07078.28.0 							
	<ul style="list-style-type: none"> • MODULAR VERSION 	1,500	1	1	59015	10	0	
	<ul style="list-style-type: none"> • Can be used with: Pair of top/bottom latch-bolts item 1.07063.60.0 Pair of lateral latch-bolts item 1.07063.50.0 Pair of top/lateral latch-bolts item 1.07063.65.1/2 Pair of top/bottom dead-bolts item 1.07063.70.0 • ON REQUEST: Outside operation device item 1.07077.46/47/48.0 and 1.07078.28.0 							


Technical features:

- Aluminium case cover, painted black
- Chrome-plated aluminium alloy self-locking latch

Supplied as standard:

- Strikers
- Fixing screws
- Installation and maintenance instruction sheet
- ICIM and CE Certification

On request:

- Hold-open device version (spec.FG)
- Fire resistant version with steel latch (spec. FR)

Finishes:

- STANDARD:
- painted black

ON REQUEST:

- painted red (fin. 41)
- painted yellow (fin. 42)
- painted green (fin. 43)
- painted black (fin. 44)
- painted white (fin. 45)
- painted grey (fin. 97)






Certification:

- CE mark in compliance with the DIRECTIVE 89/106/CEE issued by AENOR.
- Voluntary ICIM certification issued by third party as provided for in the same UNI EN 179 standard

Hand:

0 = Non-hande

New Europa

Type	Description	 Unit weight	 Pieces	ITEM			
				Type	Dim.	Hand	Pers. Spec.
	<ul style="list-style-type: none"> • Lateral latch-bolt • SUPPLIED AS STANDARD: Striker item 1.07072.20.0 • ON REQUEST: Outside operation devices item 1.07078.28/29.0 1.07077.46/47/48/49.0 	0,900	1	1	59050	10	0
	<ul style="list-style-type: none"> • MODULAR VERSION • Lateral latch-bolt which can be disactivated • SUPPLIED AS STANDARD: Striker item 1.07072.20.0 • Can be used with: Pair of top/bottom latch-bolts item 1.07063.60.0 Pair of lateral latch-bolts item 1.07063.50.0 Pair of top/lateral latch-bolts item 1.07063.65.1/2 Pair of top/bottom dead-bolts item 1.07063.70.0 • ON REQUEST: Outside operation device item 1.07078.28.0 and 1.07077.46/47/48.0 	0,860	1	1	59060	10	0
	<ul style="list-style-type: none"> • MODULAR VERSION • Can be used with: Pair of top/bottom latch-bolts item 1.07063.60.0 Pair of lateral latch-bolts item 1.07063.50.0 Pair of top/lateral latch-bolts item 1.07063.65.1/2 Pair of top/bottom dead-bolts item 1.07063.70.0 • ON REQUEST: Outside operation device item 1.07078.28.0 and 1.07077.46/47/48.0 	0,860	1	1	59065	10	0



Sblock

Technical features:

- Black lacquered aluminium casing
- Red laquered aluminium bar
- Dead-locking, chrome-plated aluminium alloy latch
- Adjustable alluminium bar, can be shortened to 300 mm.

On request:

- Microswitch version (spec. LA)
- Hold-open device version (spec. FG)
- Fire resistant version with steel latch (spec. FR)

Finishes:

- STANDARD: black painted case, red painted bar
- ON REQUEST (at an extra charge):
red case cover, black bar (fin. 41)
yellow case cover, black bar (fin. 42)
green case cover, black bar (fin. 43)
white case cover, black bar (fin. 45)
grey case cover, grey bar (fin. 97)

• AVAILABLE BAR COLOUR FINISHES



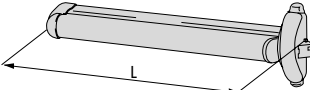
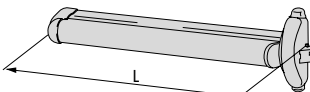
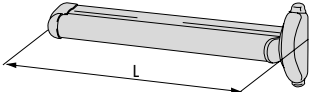
- (at an extra charge):
anodized satin aluminium (suffix AL)
anodized satin bronze (spec. BR)
brass plated (spec. OT)
painted green (spec. VE)
painted white (spec. BI)
painted grey (spec. GR)

Certification:

- CE mark in compliance with the DIRECTIVE 89/106/CEE issued by AENOR.
- Voluntary ICIM certification issued by third party as provided for in the UNI EN 1125 standard

Hand:

0 = Non-hande

Type	Description	L	Unit weight 	Pieces 	ITEM				
					Type	Dim.	Hand	Fin.	Pers. Spec.
	<ul style="list-style-type: none"> • Lateral latch-bolt • SUPPLIED AS STANDARD: Strikers item 1.07072.20.0 • ON REQUEST: Outside operation devices item 1.07077.46/47/48/49.0 and 1.07078.28/29 	1200	3,472	1	1	59800	10	0	
		840	2,684	1	1	59800	11	0	
	<ul style="list-style-type: none"> • MODULAR VERSION • Lateral latch-bolt which can be disactivated • SUPPLIED AS STANDARD: Striker item 1.07072.20.0 • Can be used with: Pair of top/bottom latch-bolts item 1.07063.60.0 Pair of lateral latch-bolts item 1.07063.50.0 Pair of top/lateral latch-bolts item 1.07063.65.1/2 Pair of top/bottom dead-bolts item 1.07063.70.0 • ON REQUEST: Outside operation device item 1.07077.46/47/48.0 and 1.07078.28.0 	1300	3,760	1	1	59810	09	0	
		1200	3,600	1	1	59810	10	0	
		840	2,740	1	1	59810	11	0	
	<ul style="list-style-type: none"> • MODULAR VERSION • Must be used with: Pair of top/bottom latch-bolts item 1.07063.60.0 Pair of lateral latch-bolts item 1.07063.50.0 Pair of top/lateral latch-bolts item 1.07063.65.1/2 Pair of top/bottom dead-bolts item 1.07063.70.0 • ON REQUEST: Outside operation device item 1.07077.46/47/48.0 and 1.07078.28.0 	1200	3,386	1	1	59815	10	0	
		840	2,558	1	1	59815	11	0	

**Technical features:**

- Black painted aluminium casings
- Polished chrome-plated aluminium alloy latches
- To be coupled with panic exit devices series 59010, 59015, 59810 and 59815

Supplied as standard:

- Fixing screws
- Installation templates
- Instruction sheet

On request:

- Steel latches for fire doors (spec. FR) for item 07063.50/60/65



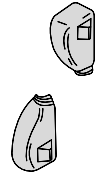

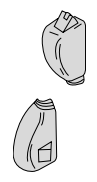
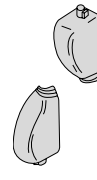

Finishes:

- ON REQUEST (at an extra charge):
painted red (fin. 41)
painted yellow (fin. 42)
painted green (fin. 43)
painted white (fin. 45)
painted grey (fin. 47)

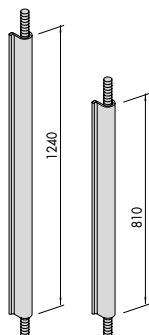
Hand:

0 = Non-handed

1 = R.L.
outwards 2 = L.H.
outwards 

Type	Description	For series/item	 Unit weight	 Pieces	ITEM				
					Type	Dim.	Hand	Fin.	Pers. Spec.
	<ul style="list-style-type: none"> • Pair of latch-bolts for lateral locking points • SUPPLIED AS STANDARD: 2 strikers item 1.07072.20.0 • ON REQUEST: Rods item 1.07081.15.0 	59010, 59015, 59060, 59065, 59810, 59815	1,000	1	1	07063	50	0	
	<ul style="list-style-type: none"> • Pair of dead-locking latch-bolts for top/bottom locking points • SUPPLIED AS STANDARD: upper striker item 1.07072.20.0 Floor striker item 1.07072.27.0 • ON REQUEST: Rods item 1.07081.15.0 	59010, 59015, 59060, 59065, 59810, 59815	1,000	1	1	07063	60	0	
	<ul style="list-style-type: none"> • Pair of latch-bolts for upper dead-locking and bottom lateral locking points • SUPPLIED AS STANDARD: 2 strikers item 1.07072.20.0 • ON REQUEST: Rods item 1.07081.15.0 	59010, 59015, 59060, 59065, 59810, 59815	1,000 1,088	1 1	1	07063	65	1 2	
	<ul style="list-style-type: none"> • Pair of latch-bolts for top/bottom locking points for swinging doors • SUPPLIED AS STANDARD: Upper strikers item 1.07072.25.0 and 1.07072.26.0 Floor striker item 1.07072.25.0 • ON REQUEST: Rods item 1.07081.15.0 	59010, 59015, 59060, 59065, 59810, 59815	1,000	1	1	07063	70	0	
	<ul style="list-style-type: none"> • Additional lateral latch-bolt • SUPPLIED AS STANDARD: Striker item 1.07072.20.0 	59010, 59015, 59810, 59815	0,600 0,568	1 1	1	07063	25	1 2	

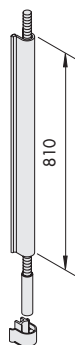
Type	Description	For series/item			ITEM				
			Unit weight	Pieces	Type	Dim.	Hand	Fin.	Pers. Spec.



- Black painted extended bolts
- To be used with latch-bolts item 1.07063.50/60/65/70

59010, 59015, 0,878
59810, 59815

1 1 07081 15 0



- Top extended bolt set

07063

0,384

1 1 07064 50 0

**Technical features:**

- Aluminium/aluminium alloy case cover and levers with PVD coating.
- Aluminium alloy lateral self locking latchbolt with PVD coating.

Supplied as standard:

- Strikers
- Fixing screws
- Installation and maintenance instruction sheet
- ICIM and CE Certification

On request:

- Version with microswitch (spec. LA)
- Version with hold open device (spec. FG)
- Fire version with steel latchbolts (spec. FR)

Finishes:

- Satin finish stainless steel (fin.C2)

Standards:

- CE mark in compliance with the DIRECTIVE 89/106/CEE issued by AENOR.
- Voluntary ICIM certification issued by third party as provided for in the UNI EN 1125 standard.

Hand:

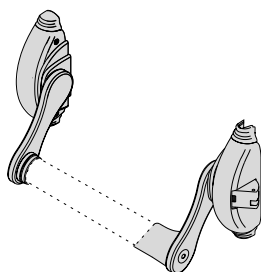
0 = Non-hande

Bar to be ordered separately

series 07007

New Europa PVD

Type	Description	 Unit weight	 Pieces	ITEM				
				Type	Dim.	Hand	Fin.	Pers. Spec.



• MODULAR VERSION

- Lateral latchbolt which can be deactivated

• SUPPLIED AS STANDARD:

Striker item 1.07072.70.0

• Can be used with:

Pair of top/bottom latchbolts item 1.07063.60.0.C2

Pair of lateral latchbolts item 1.07063.50.0.C2

Pair of top/lateral latchbolts item 1.07063.65.1/2.C2

Pair of top/bottom deadbolts item 1.07063.70.0.C2

• ON REQUEST:

Outside operation device 1.07077.46/47/48.0.C2 and 1.07078.28.0.C2

1,850	1	1 59010 10 0 C2
-------	---	-----------------


Technical features:

- Aluminium case cover, PVD treated
- PVD treated aluminium alloy dead-locking latch

Supplied as standard:

- Strikers
- Fixing screws
- Installation and maintenance instruction sheet
- ICIM and CE Certification

On request:

- Hold-open device version (spec. FG)
- Fire resistant version with steel latch (spec. FR)

Finishes:

- Satin lacquered stainless steel (fin. C2)


Standards:

- CE mark in compliance with the DIRECTIVE 89/106/CEE issued by ICIM
- Voluntary ICIM certification issued by third party as provided for in the same UNI EN 179 standard

Hand:

0 = Non-hande

New Europa PVD

Type	Description	Unit weight Kg	Pieces	ITEM				
				Type	Dim.	Hand	Fin.	Pers. Spec.
	<ul style="list-style-type: none"> • MODULAR VERSION • Lateral latch-bolt which can be disactivated • SUPPLIED AS STANDARD: Strikers item 1.07072.70.0 • Can be used with: Pair of top/bottom latch-bolts item 1.07063.60.0.C2 Pair of lateral latch-bolts item 1.07063.50.0.C2 Pair of top/lateral latch-bolts item 1.07063.65.1/2.C2 Pair of top/bottom dead-bolts item 1.07063.70.0.C2 • ON REQUEST: Outside operation device item 1.07077.46/47/48.0.C2 and 1.07078.28.0.C2 	0,860	1	1	59060	10	0	C2

**Technical features:**

- Aluminium case cover and bar with PVD coating.
- Bar can be shortened up 300 mm
- Aluminium alloy lateral self locking latchbolt with PVD coating.

Supplied as standard:

- Strikers
- Fixing screws
- Installation and maintenance instruction sheet
- ICIM and CE Certification

On request:

- Version with microswitch (spec. LA)
- Version with hold open device (spec. FG)
- Fire version with steel latchbolts (spec. FR)

Finishes:

- Satin finish stainless steel (fin.C2)

Standards:

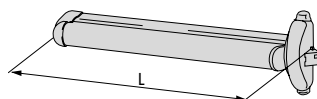
- CE mark in compliance with the DIRECTIVE 89/106/CEE issued by AENOR.
- Voluntary ICIM certification issued by third party as provided for in the UNI EN 1125 standard.

Hand:

0 = Non-hande

Sblock PVD

Type	Description	L	Unit weight Kg	Pieces	ITEM			
					Type	Dim.	Hand	Fin. Pers. Spec.
		1200	3,508	1	1	59810	10	0 C2
		840	3,800	1	1	59810	11	0 C2



- MODULAR VERSION
- Lateral latch bolt wich can be deactivate
- SUPPLIED AS STANDARD:
striker item 1.07072.70.0
- Can be used with:
Pair of top/bottom latchbolts item 1.07063.60.0.C2
Pair of lateral latchbolts item 1.07063.50.0.C2
Pair of top/lateral latchbolts item 1.07063.65.1/2.C2
Pair of top/bottom deadbolts item 1.07063.70.0.C2
- ON REQUEST:
Outside operation device 1.07077.46/47/48.0.C2 and 1.07078.28.0.C2


Technical features:

- PVD treated aluminium case cover
- PVD treated aluminium alloy latchbolts and deadbolts

Supplied as standard:

- Strikers
- Fixing screws
- Installation and maintenance instruction sheet
- ICIM and CE Certification

On request:

- Steel latchbolts for fire doors (spec. FR) for item: 1.07063.50/60/65

Finishes:

- Satin stainless steel (fin. C2)

Certification:





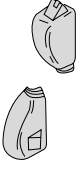


- CE mark in compliance with the DIRECTIVE 89/106/CEE issued by AENOR.
- Voluntary ICIM certification issued by third party as provided for in the same UNI EN 1125 standard

Hand:

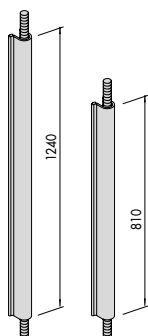
0 = Non-handed

1 = R.L.
outwards ☐

2 = L.H.
outwards ☐

Type	Description	For series/item	 Unit weight	 Pieces	ITEM				
					Type	Dim.	Hand	Fin.	Pers. Spec.
	<ul style="list-style-type: none"> • Pair of latchbolts for lateral locking points • SUPPLIED AS STANDARD: 2 strikers items 1.07272.70.0 • ON REQUEST: Rods item 1.07081.15.0.C2 	59010, 59015, 59810, 59815	1,106	1	1	07063	50	0	C2
	<ul style="list-style-type: none"> • Pair of self locking latchbolts for top/bottom locking points • SUPPLIED AS STANDARD: Upper strikers items 1.07072.70.0 Floor striker item 1.0072.77.0 • ON REQUEST: Rods item 1.07081.15.0.C2 	59010, 59015, 59810, 59815	1,150	1	1	07063	60	0	C2
	<ul style="list-style-type: none"> • Pair of latchbolts for upper self locking and bottom lateral locking points • SUPPLIED AS STANDARD: 2 strikers items 1.07272.70.0.C2 • ON REQUEST: Rods item 1.07081.15.0.C2 	59010, 59015, 59810, 59815	1,000 1,088	1 1	1	07063	65	1 2	C2
	<ul style="list-style-type: none"> • Pair of deadbolts for top/bottom locking points for swinging doors • SUPPLIED AS STANDARD: Upper strikers items 1.07272.75.0 and 1.07072.76.0 Floor striker item 1.0072.75.0 • ON REQUEST: Rods item 1.07081.15.0.C2 	59010, 59015, 59810, 59815	1,000	1	1	07063	70	0	C2
	<ul style="list-style-type: none"> • Additional lateral latchbolt • SUPPLIED AS STANDARD: Striker items 1.07272.70.0 	59010, 59015, 59810, 59815	0,300 0,300	1 1	1	07063	25	1 2	C2

Type	Description	For series/item	 Kg Unit weight	 Pieces 	ITEM			
					Type	Dim.	Hand	Peris. Spec.



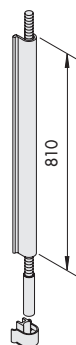
- Pair of stainless steel extended bolts
- Stainless steel casing
- To be used with pair of latchbolts items 1.07063.50/60/65/70

59010, 59015,
59810, 59815

0,888

1

1 07081 15 0 C2



- Top stainless steel extended bolt set
- Stainless steel casing

07063

0,394

1

1 07064 50 0 C2



CISA Prestige

Technical features:

- Steel case cover, painted black
- Chrome-plated aluminium alloy self-locking latch

Supplied as standard:

- Strikers
- Fixing screws
- Instruction sheet
- ICIM and CE Certification

On request:

- Microswitch version (spec. LA)
- Hold-open device version (spec. FG)
- Fire resistant version with steel latch (spec. FR)

Finishes:

- STANDARD:
 - painted black
- ON REQUEST:
 - painted red (fin. 41)

- painted yellow (fin. 42)
- painted green (fin. 43)
- painted white (fin. 45)
- painted grey (fin. 97)

Standards:



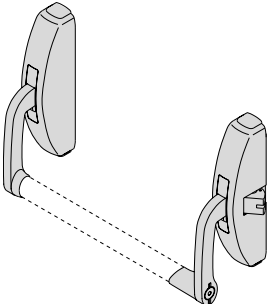
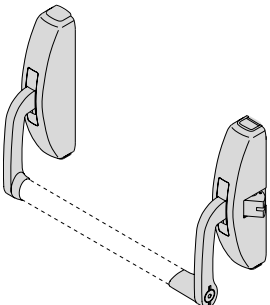
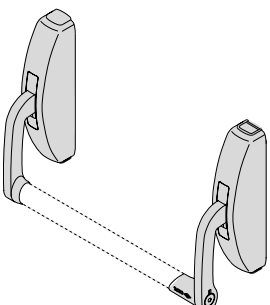
- CE mark in compliance with the DIRECTIVE 89/106/CEE issued by AENOR.
- Voluntary ICIM certification issued by third party as provided for in the same UNI EN 1125 standard

Hand:

0 = Non-hande

Bar to be ordered separately

 series 07007

Type	Description	 Unit weight	 Pieces	ITEM				
				Type	Dim.	Hand	Fin.	Pers. Spec.
	<ul style="list-style-type: none"> • Lateral latch-bolt 	2,850	1	1	59301	10	0	
	<ul style="list-style-type: none"> • SUPPLIED AS STANDARD: Strikers item 1.07072.20.0 • ON REQUEST: Outside operation devices item 1.07077.46/47/48/49.0 							
	<ul style="list-style-type: none"> • MODULAR VERSION 	2,846	1	1	59311	10	0	
	<ul style="list-style-type: none"> • Lateral latch-bolt which can be disactivated • SUPPLIED AS STANDARD: Strikers item 1.07072.20.0 • Can be used with: Pair of top/bottom latch-bolts item 1.07063.30.0 Pair of lateral latch-bolts item 1.07063.20.0 Pair of top/lateral latch-bolts item 1.07063.35.1/2 Pair of top/bottom dead-bolts item 1.07063.40.0 • ON REQUEST: Outside operation device item 1.07077.46/47/48.0 							
	<ul style="list-style-type: none"> • MODULAR VERSION 	2,666	1	1	59316	10	0	
	<ul style="list-style-type: none"> • Can be used with: Pair of top/bottom latch-bolts item 1.07063.30.0 Pair of lateral latch-bolts item 1.07063.20.0 Pair of top/lateral latch-bolts item 1.07063.35.1/2 Pair of top/bottom dead-bolts item 1.07063.40.0 • ON REQUEST: Outside operation device item 1.07077.46/47/48.0 							

**Technical features:**

- Steel case cover, painted black
- Chrome-plated aluminium alloy latch bolt and dead bolt

Supplied as standard:

- Strikers
- Fixing screws
- Instruction sheet
- ICIM and CE Certification

On request:

- Fire resistant version with steel latch (spec. FR) art. 1.07063.20/30/3 5.0

Finishes:

- STANDARD:
 - painted black
- ON REQUEST:
 - painted red (fin. 41)

- painted yellow (fin. 42)
- painted green (fin. 43)
- painted white (fin. 45)
- painted grey (fin. 97)



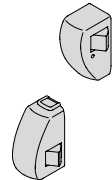
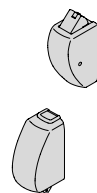
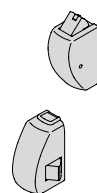
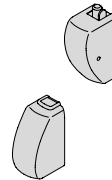

Certification:

- CE mark in compliance with the DIRECTIVE 89/106/CEE issued by AENOR.
- Voluntary ICIM certification issued by third party as provided for in the same UNI EN 1125 standard

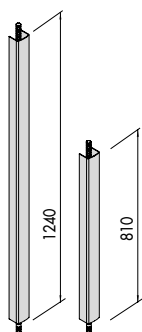
Hand:

0 = Non-handed

1 = R.L.
outwards 2 = L.H.
outwards 

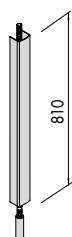
Type	Description	For series/item	 Unit weight	 Pieces	ITEM				
					Type	Dim.	Hand	Fin.	Pers. Spec.
	<ul style="list-style-type: none"> • Pair of latch-bolts for lateral locking points • SUPPLIED AS STANDARD: 2 strikers item 1.07072.20.0 • ON REQUEST: Rods item 1.07081.06.0 	59311, 59316	1,062	1	1 07063 20 0				
	<ul style="list-style-type: none"> • Pair of dead-locking latch-bolts for top/bottom locking points • SUPPLIED AS STANDARD: upper strikers item 1.07072.20.0 Floor striker item 1.07072.27.0 • ON REQUEST: Rods item 1.07081.06.0 	59311, 59316	1,000	1	1 07063 30 0				
	<ul style="list-style-type: none"> • Pair of latch-bolts for upper dead-locking and bottom lateral locking points • SUPPLIED AS STANDARD: 2 strikers item 1.07072.20.0 • ON REQUEST: Rods item 1.07081.06.0 	59311, 59316	1,000	1	1 07063 35 1				
			1,000	1	1 07063 35 2				
	<ul style="list-style-type: none"> • Pair of latch-bolts for top/bottom locking points for swinging doors • SUPPLIED AS STANDARD: Upper strikers item 1.07072.25.0 and 1.07072.26.0 Floor striker item 1.07072.25.0 • ON REQUEST: Rods item 1.07081.06.0 	59311, 59316	1,000	1	1 07063 40 0				
	<ul style="list-style-type: none"> • Additional lateral latch-bolt • SUPPLIED AS STANDARD: Strikers item 1.07072.20.0 	59311, 59316	0,300	1	1 07063 15 1				
			0,300	1	1 07063 15 2				

Type	Description	For series/item			ITEM				
			Unit weight Kg	Pieces	Type	Dim.	Hand	Fin.	Pers. Spec.



- Black painted extended bolts
- To be used with latch-bolts item 1.07063.20/30/35/40.0

59311, 59316 1,220 1 1 07081 06 0



- Top extended bolt set
- Black painted case cover

07063 0,652 1 1 07064 60 0

**Technical features:**

- Stainless steel case cover
- Chrome-plated aluminium alloy self-locking latch with PVD coating.

Supplied as standard:

- Strikers
- Fixing screws
- Instruction sheet
- ICIM and CE Certification

On request:

- Microswitch version (spec. LA)
- Hold-open device version (spec. FG)
- Fire resistant version with steel latch (spec. FR)

Standards:

- CE mark in compliance with the DIRECTIVE 89/106/CEE issued by AENOR.
- Voluntary ICIM certification issued by third party as provided for in the same UNI EN 1125 standard

Hand:

0 = Non-hande

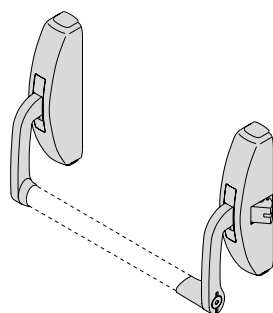
Bar to be ordered separately

series 07007



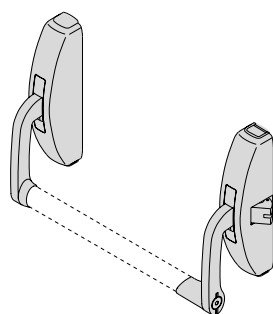
CISA Prestige Inox

Type	Description	 Unit weight	 Pieces	ITEM				
				Type	Dim.	Hand	Fin.	Pers. Spec.



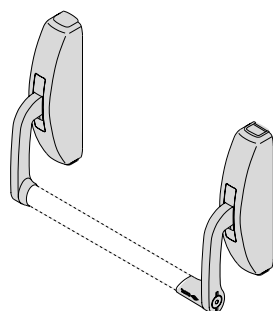
- Lateral latchbolt
- SUPPLIED AS STANDARD:
Strikers item 1.07072.70.0
- ON REQUEST:
Outside operation devices item 1.07077.46/47/48/49.0.C2

2,864 1 1 59351 10 0





- MODULAR VERSION
- Lateral latchbolt which can be disconnected
- SUPPLIED AS STANDARD:
Strikers item 1.07072.70.0
- Can be used with:
Pair of top/bottom latchbolts item 1.07063.31.0.C2
Pair of lateral latchbolts item 1.07063.21.0
Pair of top/lateral latchbolts item 1.07063.36.0
Pair of top/bottom deadbolts item 1.07063.41.0
- ON REQUEST:
Outside operation device 1.07077.46/47/48.0.C2



3,002 1 1 59361 10 0



- MODULAR VERSION
- Can be used with:
Pair of top/bottom latchbolts item 1.07063.31.0.
Pair of lateral latchbolts item 1.07063.21.02
Pair of top/lateral latchbolts item 1.07063.36.1/2
Pair of top/bottom deadbolts item 1.07063.41.0
- ON REQUEST:
Outside operation device 1.07077.46/47/48.0.C2

2,700 1 1 59366 10 0

Technical features:

- Stainless steel case cover
- Chrome-plated aluminium alloy latch bolt and dead bolt with PVD coating.

Supplied as standard:

- Strikers
- Fixing screws
- Instruction sheet
- ICIM and CE Certification

On request:


- Fire resistant version with steel latch (spec. FR)


Standards:



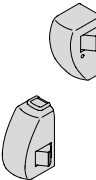
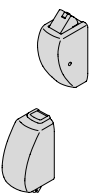
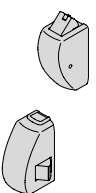
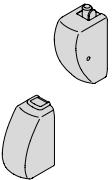

- CE mark in compliance with the DIRECTIVE 89/106/CEE issued by AENOR.
- Voluntary ICIM certification issued by third party as provided for in the same UNI EN 1125 standard

Hand:

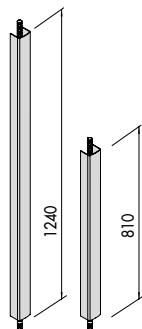
0 = Non-handed

1 = R.L. outwards 

2 = L.H. outwards 

Type	Description	For series/item	 Unit weight	 Pieces	ITEM				
					Type	Dim.	Hand	Fin.	Pers. Spec.
	<ul style="list-style-type: none"> • Pair of latch-bolts for lateral locking points • SUPPLIED AS STANDARD: 2 strikers item 1.07072.70.0 • ON REQUEST: Rods item 1.07081.61.0 	59361, 59366	1,220	1	1	07063	21	0	
	<ul style="list-style-type: none"> • Pair of dead-locking latch-bolts for top/bottom locking points • SUPPLIED AS STANDARD: upper strikers item 1.07072.70.0 Floor striker item 1.07072.78.0 • ON REQUEST: Rods item 1.07081.61.0 	59361, 59366	1,080	1	1	07063	31	0	
	<ul style="list-style-type: none"> • Pair of latch-bolts for upper dead-locking and bottom lateral locking points • SUPPLIED AS STANDARD: 2 strikers item 1.07072.70.0 • ON REQUEST: Rods item 1.07081.61.0 	59361, 59366	1,000	1	1	07063	36	1	
			1,000	1	1	07063	36	2	
	<ul style="list-style-type: none"> • Pair of latch-bolts for top/bottom locking points for swinging doors • SUPPLIED AS STANDARD: Upper strikers item 1.07072.75.0 and 1.07072.76.0 Floor striker item 1.07072.75.0 • ON REQUEST: Rods item 1.07081.61.0 	59361, 59366	1,000	1	1	07063	41	0	
	<ul style="list-style-type: none"> • Additional lateral latch-bolt • SUPPLIED AS STANDARD: Strikers item 1.07072.70.0 	59361, 59366	0,300	1	1	07063	16	1	
			0,300	1	1	07063	16	2	

Type	Description	For series/item			ITEM			
			Unit weight	Pieces	Type	Dim.	Hand	Peris. Spec.



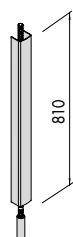
- Stainless steel extended bolts
- To be used with latch-bolts item 1.07063.21/31/36/41.0

59361, 59366

1,196

1

1 07081 61 0



- Stainless steel top extended bolt set
- Stainless steel case cover

07063

0,500

1

1 07064 61 0


Technical features:

- Aluminium plate

Supplied as standard:



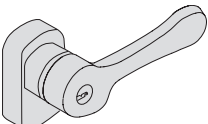
- Cylinders with 3 keys (where these are provided for)
- Fixing screws
- Instruction sheet



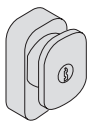
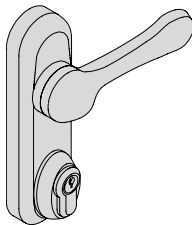
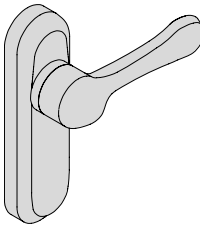
On request:

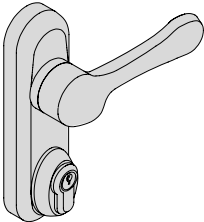
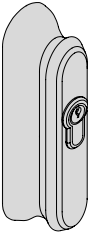
- Fixing screws
- Assembly templates
- Instruction sheet


Hand:

0 = Non-handle

Type	Description	For series/item	Unit weight 	Pieces 	ITEM				
					Type	Dim.	Hand	Fin.	Pers. Spec.
	<ul style="list-style-type: none"> • Plate with handle • Painted black • Handle disabling with key • Cylinder item 1.02649.10.0.12 • FINISHES ON REQUEST (with extra charge): <ul style="list-style-type: none"> • painted red (fin. 41) • painted yellow (fin. 42) • painted green (fin. 43) • painted white (fin. 45) • painted grey (fin. 97) • On request: • Kit for plate installation on doors thicker than 70mm (up to max thickness of 115mm) • On request: • Kit for plate installation on doors thicker than 70mm (up to max thickness of 110mm) 	59000, 59010, 59015, 59050, 59060, 59065, 59800, 59810, 59815	0,780	1	1	07078	28	0	
	<ul style="list-style-type: none"> • Plate with handle • Handle disabling with key • PVD satin finished stainless steel treatment (fin. C2) • Cylinder item 1.02649.10.0.12 • On request: • Kit for plate installation on doors thicker than 70mm (up to max thickness of 110mm) 	59000, 59010, 59015, 59050, 59060, 59065, 59800, 59810, 59815	0,788	1	1	07078	28	0 C2	

Type	Description	For series/item	 Unit weight	 Pieces	ITEM				
					Type	Dim.	Hand	Fin.	Pers. Spec.
	<ul style="list-style-type: none"> • Plate painted black • Cylinder item 1.02649.11.0.12 • FINISHES ON REQUEST (with extra charge): painted red (fin. 41) painted yellow (fin. 42) painted green (fin. 43) painted white (fin. 45) painted grey (fin. 97) 	59000, 59050, 59800	0,500	1	1 07078 29 0				
	<ul style="list-style-type: none"> • Plate with PVD satin finished stainless steel treatment (fin. C2) • Cylinder item 1.02649.11.0.12 	59000, 59050, 59800	0,508	1	1 07078 29 0 C2				
	<ul style="list-style-type: none"> • Plate with handle • Black painted • Cylinder item 1.0G304.02.0 • Handle deactivated by key • ON REQUEST: Version with microswitch car. (LA) • AVAILABLE FINISHES: red painted (fin. 41) yellow painted (fin. 42) green painted (fin. 43) white painted (fin. 45) grey painted (fin. 97) 	59000, 59010, 59015, 59050, 59060, 59065, 59301, 59311, 59316, 59800, 59810, 59815	1,238	1	1 07077 46 0				
	<ul style="list-style-type: none"> • Plate with handle • Black painted • Cylinder item 1.0G304.02.0.12 • Handle deactivated by key • Satin stainless steel PVD treatment • ON REQUEST: Version with microswitch car. (LA) 	59000, 59010, 59015, 59050, 59060, 59065, 59351, 59361, 59366, 59800, 59810, 59815	1,000	1	1 07077 46 0 C2				
	<ul style="list-style-type: none"> • Plate with handle • AVAILABLE FINISHES: red painted (fin. 41) yellow painted (fin. 42) green painted (fin. 43) white painted (fin. 45) grey painted (fin. 97) 	59000, 59010, 59015, 59050, 59060, 59065, 59301, 59311, 59316, 59800, 59810, 59815	1,140	1	1 07077 47 0				
	<ul style="list-style-type: none"> • Plate with handle • Cylinder item 1.0G304.02.0.12 • Handle deactivated by key • Satin stainless steel PVD treatment 	59000, 59010, 59015, 59050, 59060, 59065, 59351, 59361, 59366, 59800, 59810, 59815	1,140	1	1 07077 47 0 C2				

Type	Description	For series/item	Unit weight Kg	Pieces	ITEM				
					Type	Dim.	Hand	Fin.	Pers. Spec.
	<ul style="list-style-type: none"> • Plate with handle • Black painted • Cylinder item 1.0G304.02.0 • Handle deactivated by key • ON REQUEST: Version with microswitch car. (LA) • AVAILABLE FINISHES: red painted (fin. 41) yellow painted (fin. 42) green painted (fin. 43) white painted (fin. 45) grey painted (fin. 97) 	59000, 59010, 59015, 59050, 59060, 59065, 59301, 59311, 59316, 59800, 59810, 59815	1,308	1	1	07077	48	0	
	<ul style="list-style-type: none"> • Plate with handle • Cylinder item 1.0G304.02.0.12 • Handle deactivated by key • Satin stainless steel PVD treatment • ON REQUEST: Version with microswitch car. (LA) 	59000, 59010, 59015, 59050, 59060, 59065, 59351, 59361, 59366, 59800, 59810, 59815	1,308	1	1	07077	48	0 C2	
	<ul style="list-style-type: none"> • Black painted Plate • Cylinder item 1.0G304.02.0 • AVAILABLE FINISHES: red painted (fin. 41) yellow painted (fin. 42) green painted (fin. 43) white painted (fin. 45) grey painted (fin. 97) 	59000, 59050, 59301, 59800	1,026	1	1	07077	49	0	
	<ul style="list-style-type: none"> • Plate with handle • Cylinder item 1.0G304.02.0.12 • Satin stainless steel PVD treatment 	59000, 59050, 59351, 59800	1,026	1	1	07077	49	0 C2	



Technical features:

- Non-handed handle.
- Idle handle under no power input conditions..
- Key operated mechanical emergency system: the key will operate the handle. By removing the key the handle will be deactivated.
- Wiring system with connector for complete connection insulation.
- LED integral with handle body for door status visual indication.
- Nickel-plated steel case.
- Painted aluminum alloy cover.
- Electric hold-open device available.
- Rated voltage 12/24 V ac/dc.
- Operating voltage min. 5 V, max 28 V.

Supplied as standard:


- Cylinder item 1.0G304.02.0.12.
- Booster module item 1.07022.00.0.
- 8/9 mm square spindle.

On request:

- Timer item 1.07022.20.0

Finishes:

- Black painted (RAL 9005).
- Grey painted (RAL 9006).

Type	Description	Faceplate	 Unit weight	 Pieces	ITEM				
					Type	Dim.	Hand	Fin.	Pers. Spec.

	<ul style="list-style-type: none">• Electrically enabled handle• Can be installed with panic exit devices series New Europa, Touch Bar Sblock and Cisa Prestige• Painted Black• STD SUPPLY:• Booster device 07022.00• connecting cable• fixing screws• ON REQUEST:• timer device 07022.20.0	1,200	1	1 07074 80 0

**Technical features:**

- To be coupled with panic exit devices with side latch
- Rated voltage :
 - 12 and 24 V ac CE
 - 12 and 24 V dc CE
- Zinc plated steel case
- Lacquered aluminium alloy casing
- Chrome-plated aluminium alloy striker

Supplied as standard:

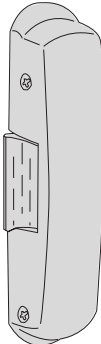
- Nylon spacers item 1.7089.02.0
- Fixing screws
- Instruction sheet

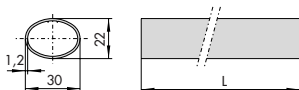
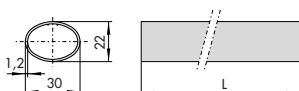
Finishes:

- STANDARD:
 - black case casing
- ON REQUEST (at an extra charge):
 - red case cover (fin. 41)
 - yellow case cover (fin. 42)
 - green case cover (fin. 43)
 - white case cover (fin. 45)
 - grey case cover (fin. 97)

Hand:

0 = Non-handed

Type	Description	Faceplate Kg	Unit weight	Pieces	ITEM				
					Type	Dim.	Hand	Fin.	Pers. Spec.
	<ul style="list-style-type: none"> • Without hold-open catch mechanism • 12 V ac CE 	0,500	1	1	07083	15	0		
	<ul style="list-style-type: none"> • Without hold-open catch mechanism • 12 V dc CE 	0,500	1	1	07083	16	0		
	<ul style="list-style-type: none"> • Without hold-open catch mechanism • 24 V ac CE 	0,500	1	1	07083	17	0		
	<ul style="list-style-type: none"> • Without hold-open catch mechanism • 1 microswitch • 12 V ac CE 	0,500	1	1	07083	65	0		
	<ul style="list-style-type: none"> • Without hold-open catch mechanism • 1 microswitch • 12 V dc CE 	0,650	1	1	07083	66	0		
	<ul style="list-style-type: none"> • Without hold-open catch mechanism • 1 microswitch • 24 V dc CE 	0,500	1	1	07083	67	0		
	<ul style="list-style-type: none"> • Without hold-open catch mechanism • 2 microswitches • 12 V dc CE 	0,500	1	1	07083	76	0		
	<ul style="list-style-type: none"> • Without hold-open catch mechanism • 2 microswitches • 24 V dc CE 	0,500	1	1	07083	77	0		
	<ul style="list-style-type: none"> • With hold-open catch mechanism • 12 V ac CE 	0,628	1	1	07083	25	0		
	<ul style="list-style-type: none"> • With live coils • 12 V dc 	0,634	1	1	07083	35	0		
	<ul style="list-style-type: none"> • With live coils • 24 V dc 	0,500	1	1	07083	36	0		

Type	Description	L	Unit weight Kg	Pieces	ITEM			
					Type	Dim. Hand	Fin.	Pers. Spec.
 <ul style="list-style-type: none"> • Red painted steel oval shaped bar • AVAILABLE FINISHES (extra price): <ul style="list-style-type: none"> yellow painted (fin. 42) green painted (fin. 43) black painted (fin. 44) white painted (fin. 45) grey painted (fin. 97) 		900	0,800	1	1 07007 13 0			
		1200	1,054	1	1 07007 14 0			
		1500	1,440	1	1 07007 15 0			
 <ul style="list-style-type: none"> • Stainless steel oval shaped horizontal bar 		900	0,800	1	1 07007 60 0			
		1200	1,070	1	1 07007 61 0			
		1500	1,400	1	1 07007 62 0			


Technical features:



- Steel plates

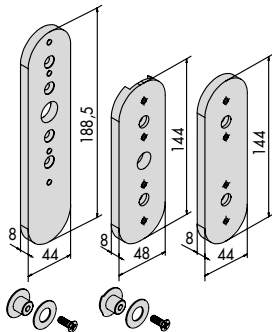
Supplied as standard:

- Fixing screws
- Installation and maintenance instruction sheet

Finishes:

- Black painted
- PVD treated satin lacquered stainless steel (fin. C2)

Type	Description	Unit weight 	Pieces 	ITEM				
				Type	Dim.	Hand	Fin.	Pers. Spec.

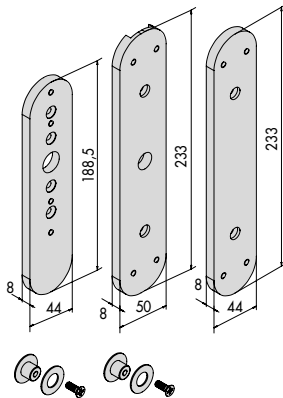


- Kit Glass for New Europa panic exit devices
- Black painted

1,140 1 1 07090 01 0

- Kit Glass for New Europa panic exit devices
- PVD treated satin lacquered stainless steel

1,300 1 1 07090 01 0 C2

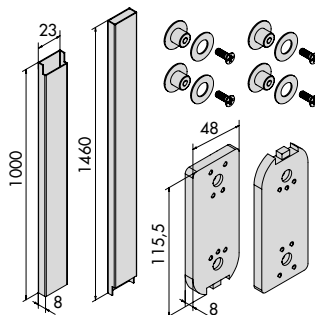


- Kit Glass for CISA Prestige panic exit devices
- Black painted

0,200 1 1 07090 05 0

- Kit Glass for CISA Prestige panic exit devices
- PVD treated satin lacquered stainless steel

1,850 1 1 07090 05 0 C2



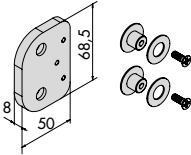
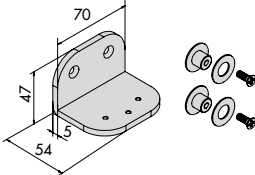
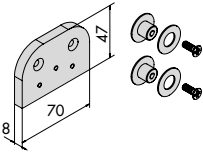


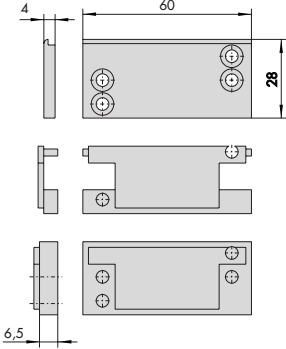




- Kit Glass for additional locking points
- For New Europa and CISA Prestige panic exit devices
- Black painted

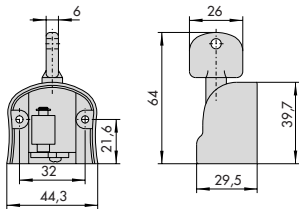
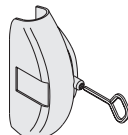
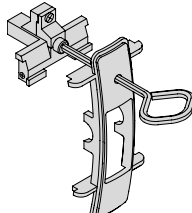

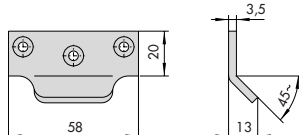
2,580 1 1 07090 10 0



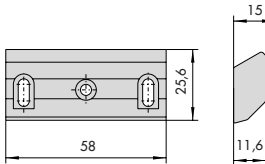
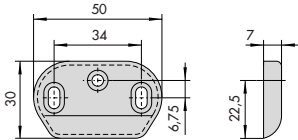
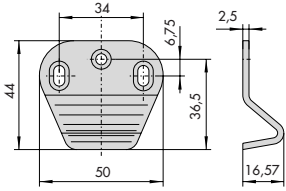
- Kit Glass for additional locking points
- For New Europa and CISA Prestige panic exit devices
- PVD treated satin lacquered stainless steel

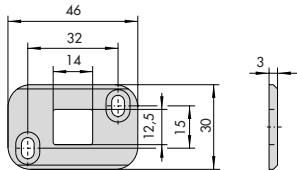
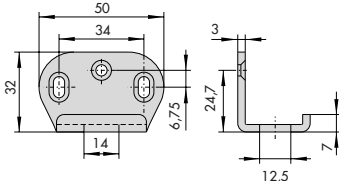
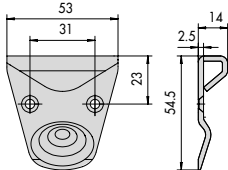
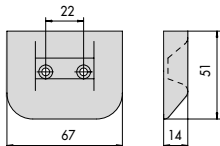
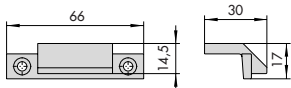
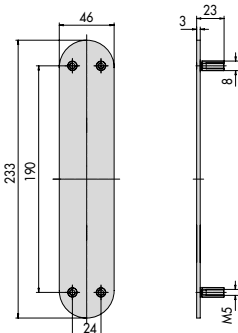
2,600 1 1 07090 10 0 C2



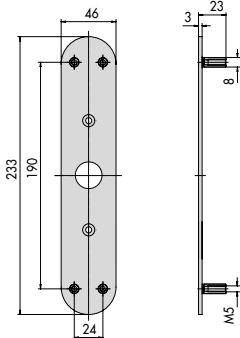
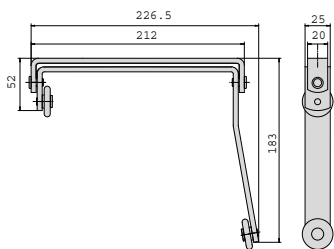
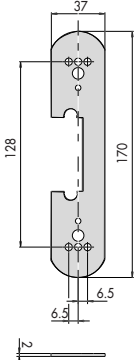
Type	Description	 Unit weight	 Pieces	ITEM			
				Type	Dim.	Hand	Pers. Spec.
	<ul style="list-style-type: none"> • Kit Glass for lateral striker • For New Europa and CISA Prestige panic exit devices • Black painted 	0,100	1	1 07091 01 0			
	<ul style="list-style-type: none"> • Kit Glass for lateral striker • For New Europa and CISA Prestige panic exit devices • PVD treated satin lacquered stainless steel 	0,100	1	1 07091 01 0 C2			
	<ul style="list-style-type: none"> • Kit Glass for upper latch-bolt striker • For additional locking points for New Europa and CISA Prestige panic exit devices • Black painted 	0,100	1	1 07091 02 0			
	<ul style="list-style-type: none"> • Kit Glass for upper latch-bolt striker • For additional locking points for New Europa and CISA Prestige panic exit devices • PVD treated satin lacquered stainless steel 	0,100	1	1 07091 02 0 C2			
	<ul style="list-style-type: none"> • Kit Glass for upper dead-bolt striker • For additional locking points for New Europa and CISA Prestige panic exit devices • Black painted 	0,100	1	1 07091 03 0			
	<ul style="list-style-type: none"> • Kit Glass for upper dead-bolt striker • For additional locking points for New Europa and CISA Prestige panic exit devices • PVD treated satin lacquered stainless steel 	0,100	1	1 07091 03 0 C2			

Type	Description	For series/item	Unit weight Kg	Pieces	ITEM				
					Type	Dim.	Hand	Fin.	Pers. Spec.
	<ul style="list-style-type: none"> • Upper striker for extended bolt • Black nylon 	1 07089 52 0	0,022	25	1 06141 80 0				
	<ul style="list-style-type: none"> • Spacer for outside operation devices • Black nylon pz. 1 S = 1,2 mm pz. 1 S = 3 mm pz. 1 S = 4 mm 	1 07077 28 0, 1 07077 29 0	0,019	1	1 06141 97 0				
	<ul style="list-style-type: none"> • Spacer for outside operation devices • Black nylon pz. 1 S = 1,2 mm pz. 1 S = 3 mm pz. 1 S = 4 mm 	1 07077 38 0, 1 07077 39 0, 1 07077 40 0	0,019	1	1 06141 98 0				
	<ul style="list-style-type: none"> • Microswitch to be used with outside operation devices item 1.07077.46.0, 1.07077.48.0 • Microswitch to be used with panic exit devices series 59605, 59615 • Microswitch to be used with outside operation devices item 1.07077.49.0 • Microswitch to be used with panic exit devices series Touch Bar - SBLOCK • Microswitch to be used with panic exit devices series NEW EUROPA 		0,020	1	1 06195 00 0				
	<ul style="list-style-type: none"> • Microswitch to be used with panic exit devices series PRESTIGE 		0,036	1	1 06195 07 0				

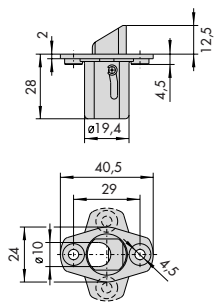
Type	Description	For series/item	Unit weight Kg	Pieces	ITEM				
					Type	Dim.	Hand	Fin.	Pers. Spec.
	<ul style="list-style-type: none"> Hold-open device 	59800, 59810, 59815	0,054	1	1 07065 50 0				
	<ul style="list-style-type: none"> Hold-open device Hold open device for NEW EUROPA series of panic devices Casing with glazed stainless steel PVD coating 	59000, 59010, 59015	0,178	1	1 07065 51 0				
					1 07065 51 0 C2				
	<ul style="list-style-type: none"> Hold-open device 	59301, 59311, 59316, 59351, 59361, 59366	0,080	1	1 07065 52 0				
	<ul style="list-style-type: none"> Coil set 12 V ac Coil set 12 V ac Coil set 24 V ac Coil set 12 V ac Coil set 12 V ac Coil set 24 V ac 	1 07083 15 0, 1 07083 25 0, 1 07083 65 0	0,047	1	1 07067 10 0				
					1 07067 11 0				
					1 07067 12 0				
	<ul style="list-style-type: none"> Top and lateral striker with spacers Black painted steel 	1 07063 01 0, 1 07063 11 0, 59120, 59121, 59123, 59125, 59126, 59130, 59131, 59135, 59136, 59143, 59160, 59185, 59222, 59243, 59646, 59695	0,060	6	1 07072 11 0				

Type	Description	For series/item	 Unit weight Kg	 Pieces	ITEM				
					Type	Dim.	Hand	Fin.	Pers. Spec.
	<ul style="list-style-type: none"> • Lateral striker for metal sections • Black painted alloy 	07063, 59000, 59800	0,090	6	1 07072 14 0				
	<ul style="list-style-type: none"> • Black painted striker, complete with spacers 	1 07063 20 0, 1 07063 30 0, 1 07063 35 1, 1 07063 35 2, 1 07063 50 0, 1 07063 60 0, 1 07063 65 1, 1 07063 65 2, 59010, 59015, 59311, 59316, 59800, 59810	0,160	1	1 07072 20 0				
	<ul style="list-style-type: none"> • Stainless steel striker, complete with spacers, for inox and pvd panic exit devices 	1 07063 20 0, 1 07063 30 0, 1 07063 35 1, 1 07063 35 2, 1 07063 50 0, 1 07063 60 0, 1 07063 65 1, 1 07063 65 2, 59000, 59010, 59311, 59316, 59800, 59810	0,080	1	1 07072 70 0				
	<ul style="list-style-type: none"> • Black painted striker, complete with spacers 	1 07063 20 0, 1 07063 30 0, 1 07063 35 1, 1 07063 35 2, 1 07063 50 0, 1 07063 60 0, 1 07063 65 1, 1 07063 65 2, 59010, 59015, 59311, 59316, 59800, 59810	0,045	1	1 07072 21 0				
	<ul style="list-style-type: none"> • Stainless steel striker, complete with spacers, for inox and pvd panic exit devices 	1 07063 20 0, 1 07063 30 0, 1 07063 35 1, 1 07063 35 2, 1 07063 50 0, 1 07063 60 0, 1 07063 65 1, 1 07063 65 2, 59000, 59010, 59311, 59316, 59800, 59810	0,186	1	1 07072 71 0				

Type	Description	For series/item	Unit weight Kg	Pieces	ITEM				
					Type	Dim.	Hand	Fin.	Pers. Spec.
	• Black painted striker, complete with spacers	1 07063 40 0, 1 07063 70 0	0,080	1	1 07072 25 0				
	• Stainless steel striker, complete with spacer	1 07063 41 0, 1 07063 70 0	0,080	1	1 07072 75 0				
	• Black painted striker, complete with spacers	1 07063 40 0, 1 07063 70 0	0,080	1	1 07072 26 0				
	• Stainless steel striker, complete with spacer	1 07063 41 0, 1 07063 70 0	0,080	1	1 07072 76 0				
	• Black painted steel floor striker, complete with spacers	1 07063 30 0, 1 07063 60 0	0,080	1	1 07072 27 0				
	• Stainless steel striker, complete with spacers • For inox and PVD panic exit devices	1 07063 31 0, 1 07063 60 0 C2	0,080	1	1 07072 77 0				
	• Black painted steel floor striker, complete with spacers	1 07063 30 0, 1 07063 60 0	0,126	1	1 07072 28 0				
	• Stainless steel floor striker, complete with spacers • For inox and PVD panic exit devices	1 07063 31 0, 1 07063 60 0 C2	0,124	1	1 07072 78 0				
	• Top and lateral striker for PVC sections • Black nylon	59300, 59315, 59318	0,020	6	1 07072 30 0				
	• Outside plate • Black painted steel	59301, 59311, 59316	0,200	1	1 07077 14 0				
	• Outside plate • PVD treated satin lacquered stainless steel	59351, 59361, 59366	0,200	1	1 07077 14 0 C2				

Type	Description	For series/item	 Unit weight	 Pieces	ITEM				
					Type	Dim.	Hand	Fin.	Pers. Spec.
	<ul style="list-style-type: none"> • Outside plate • Black painted steel 	59301, 59311, 59316	0,200	1	1	07077	15	0	
	<ul style="list-style-type: none"> • Outside plate • PVD treated satin lacquered stainless steel 	59351, 59361, 59366	0,200	1	1	07077	15	0	C2
	<ul style="list-style-type: none"> • Closing selector for double doors with door closer • Chrome-plated steel • CE mark in compliance with the directive 89/106/CEE issued by ICIM 		0,808	1	1	07084	10	0	
	<ul style="list-style-type: none"> • Closing selector for double doors with door closer • Stainless steel • CE mark in compliance with the directive 89/106/CEE issued by ICIM • Voluntary ICIM certification issued by third party as provided for in the same UNI EN 1158 standard 		0,720	1	1	07084	20	0	
	<ul style="list-style-type: none"> • Adjustable closing selector for double doors with door closer • Chrome-plated steel • CE mark in compliance with the directive 89/106/CEE issued by ICIM 		0,825	1	1	07084	11	0	
	<ul style="list-style-type: none"> • Adjustable closing selector for double doors with door closer • Chrome-plated steel • CE mark in compliance with the directive 89/106/CEE issued by ICIM • Voluntary ICIM certification issued by third party as provided for in the same UNI EN 1158 standard 		0,702	1	1	07084	21	0	
	<ul style="list-style-type: none"> • Spacer 2 mm. • Black nylon 	1 07083 15 0, 1 07083 16 0, 1 07083 17 0, 1 07083 65 0, 1 07083 66 0, 1 07083 67 0, 1 07083 76 0, 1 07083 77 0	0,020	1	1	07089	02	0	

Type	Description	For series/item	Unit weight 	Pieces 	ITEM			
					Type	Dim.	Hand	Fin.



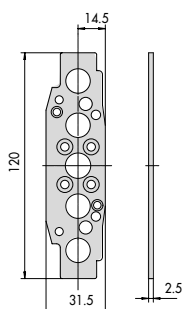
- Steel dogging device, complete with:
Spacers item 1.06141.81.0
Upper striker item 1.06141.80.0

43290

0,060

1

1 07089 52 0



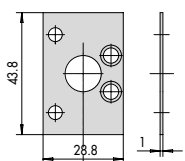
- Adapteur for round cylinder
- For Touch-bar series panic exit devices

59800, 59810

0,030

1

1 07165 20 0



- Adapteur for round cylinder
- For Cisa Prestige series panic exit devices

59301, 59311,
59351, 59361

0,030

1

1 07165 21 0



1



3




2

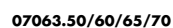


4


5



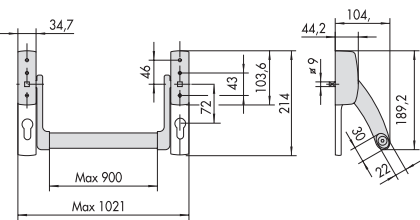
7



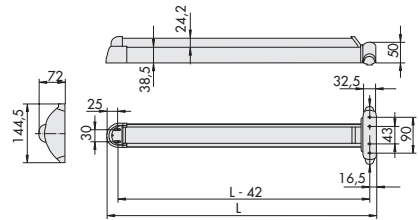
8



9



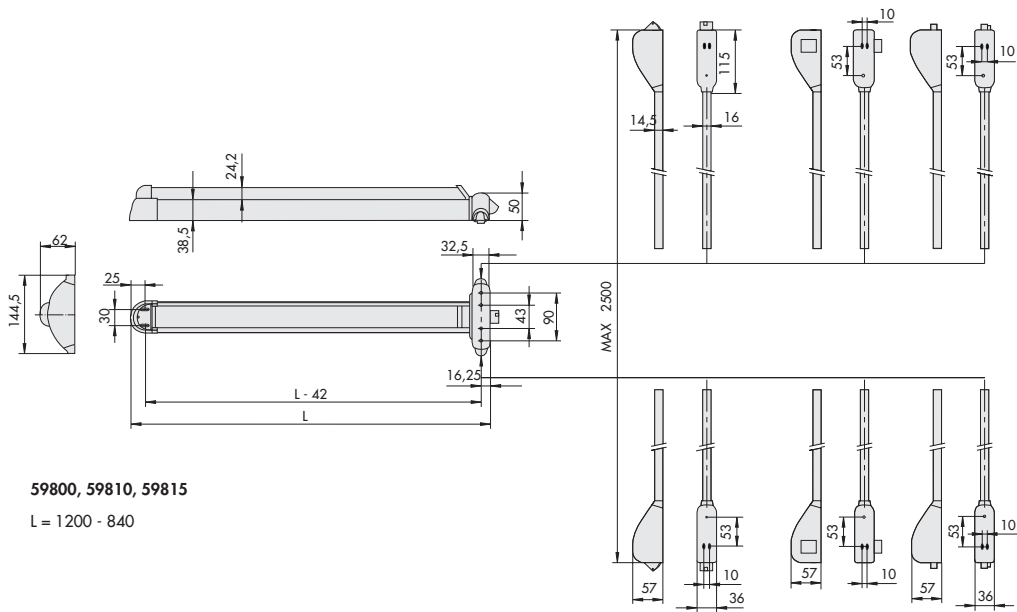
59605, 59606



59710
L = 1200 - 840

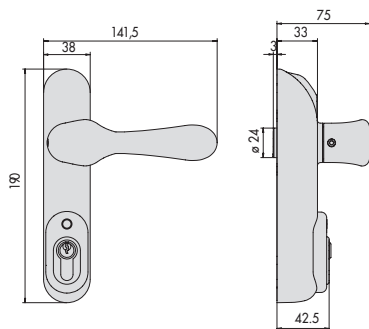
10

11



59800, 59810, 59815
L = 1200 - 840

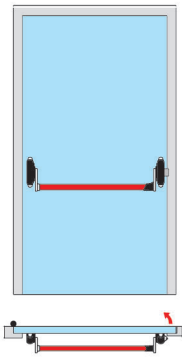
12



1.07074.80.0

13

Right hand



series CISA PRESTIGE

59301
59351

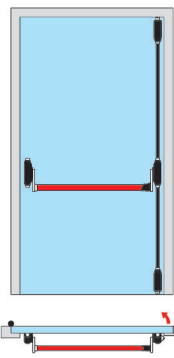
series EUROPA

59000
59010

series TOUCH BAR

59800
59810

Right hand



series CISA PRESTIGE

59311+1-07063-30-0
59316+1-07063-30-0
59351+1-07063-31-0
59366+1-07063-31-0

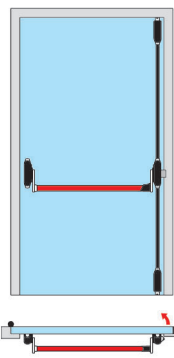
series EUROPA

59015+1-07063-60-0
59010+1-07063-60-0

series TOUCH BAR

59815+1-07063-60-0
59810+1-07063-60-0

Right hand



series CISA PRESTIGE

59311+1-07063-30-0
59351+1-07063-31-0

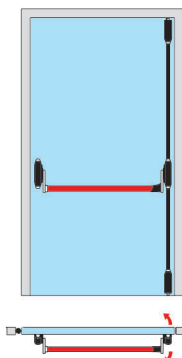
series EUROPA

59010+1-07063-60-0

series TOUCH BAR

59815+1-07063-60-0

Right hand



series CISA PRESTIGE

59316+1-07063-40-0
59366+1-07063-41-0

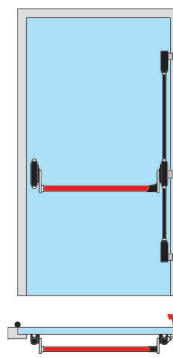
series EUROPA

59015+1-07063-70-0

series TOUCH BAR

59815+1-07063-70-0

Right hand



series CISA PRESTIGE

59311+1-07063-20-0
59316+1-07063-20-0
59351+1-07063-21-0
59366+1-07063-21-0

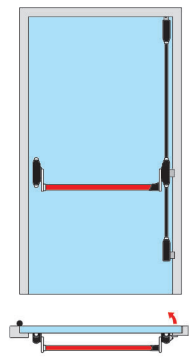
series EUROPA

59010+1-07063-50-0
59015+1-07063-50-0

series TOUCH BAR

59810+1-07063-50-0
59815+1-07063-50-0

Right hand



series CISA PRESTIGE

59311+1-07063-35-1
59316+1-07063-35-1
59351+1-07063-36-1
59366+1-07063-36-1

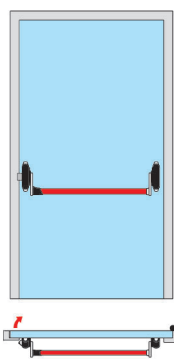
series EUROPA

59010+1-07063-65-1
59015+1-07063-65-1

series TOUCH BAR

59810+1-07063-65-1
59815+1-07063-65-1

Left hand



series CISA PRESTIGE

59301
59351

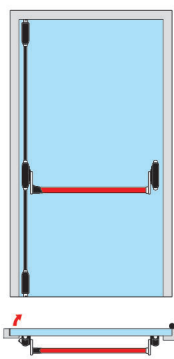
series EUROPA

59000
59010

series TOUCH BAR

59800
59810

Left hand



series CISA PRESTIGE

59311+1-07063-30-0
59316+1-07063-30-0
59351+1-07063-31-0
59366+1-07063-31-0

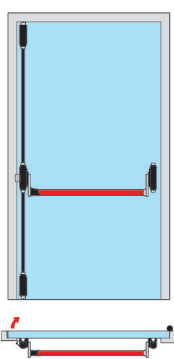
series EUROPA

59015+1-07063-60-0
59010+1-07063-60-0

series TOUCH BAR

59815+1-07063-60-0
59810+1-07063-60-0

Left hand



series CISA PRESTIGE

59311+1-07063-30-0
59351+1-07063-31-0

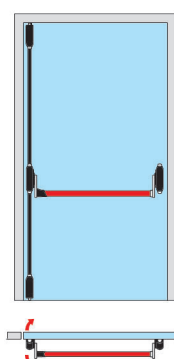
series EUROPA

59010+1-07063-60-0

series TOUCH BAR

59815+1-07063-60-0

Left hand



series CISA PRESTIGE

59316+1-07063-40-0
59366+1-07063-41-0

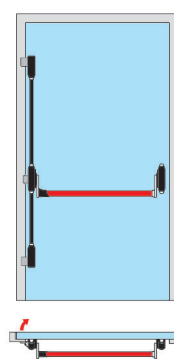
series EUROPA

59015+1-07063-70-0

series TOUCH BAR

59815+1-07063-70-0

Left hand



series CISA PRESTIGE

59311+1-07063-20-0
59316+1-07063-20-0
59351+1-07063-21-0
59366+1-07063-21-0

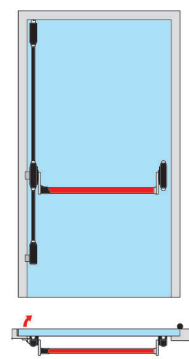
series EUROPA

59010+1-07063-50-0
59015+1-07063-50-0

series TOUCH BAR

59810+1-07063-50-0
59815+1-07063-50-0

Left hand



series CISA PRESTIGE

59311+1-07063-35-2
59316+1-07063-35-2
59351+1-07063-36-2
59366+1-07063-36-2

series EUROPA

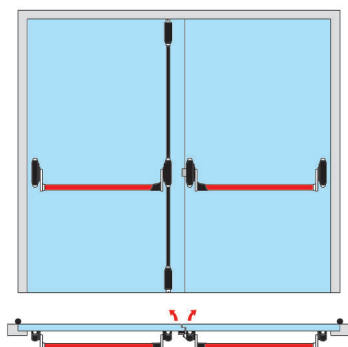
59010+1-07063-65-2
59015+1-07063-65-2

series TOUCH BAR

59810+1-07063-65-2
59815+1-07063-65-2

Right hand

Left hand



Series CISA PRESTIGE

59301 + 59316 + 1-07063-30-0
59311 + 59311 + 1-07063-30-0
59351 + 59366 + 1-07063-31-0
59361 + 59361 + 1-07063-31-0

Series EUROPA

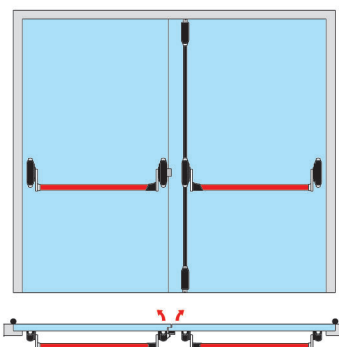
59015 + 59000 + 1-07063-60-0
59010 + 59010 + 1-07063-60-0

Series TOUCH-BAR

59815 + 59800 + 1-07063-60-0
59015 + 59010 + 1-07063-60-0

Right hand

Left hand



Series CISA PRESTIGE

59301 + 59316 + 1-07063-30-0
59311 + 59311 + 1-07063-30-0
59351 + 59366 + 1-07063-31-0
59361 + 59361 + 1-07063-31-0

Series EUROPA

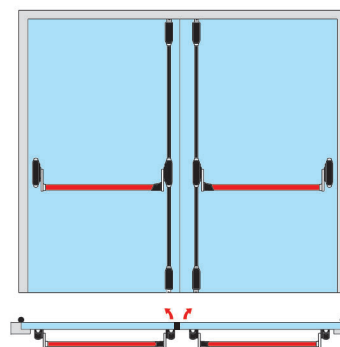
59000 + 59015 + 1-07063-60-0
59010 + 59010 + 1-07063-60-0

Series TOUCH-BAR

59800 + 59815 + 1-07063-60-0
59010 + 59015 + 1-07063-60-0

Right hand

Left hand



Series CISA PRESTIGE

59311+1-07063-30-0+59301+1-07063-30-0
59316+1-07063-30-0+59316+1-07063-30-0
59351+1-07063-31-0+59351+1-07063-31-0
59366+1-07063-31-0+59366+1-07063-31-0

Series EUROPA

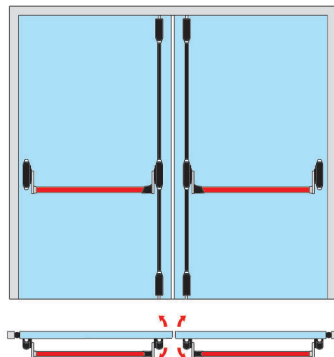
59010+1-07063-60-0+59000+1-07063-60-0
59015+1-07063-60-0+59015+1-07063-60-0

Series TOUCH-BAR

59810+1-07063-60-0+59810+1-07063-60-0
59815+1-07063-60-0+59815+1-07063-60-0

Right hand

Left hand



Series CISA PRESTIGE

59311+1-07063-40-0+59301+1-07063-40-0
59316+1-07063-41-0+59366+1-07063-41-0

Series EUROPA

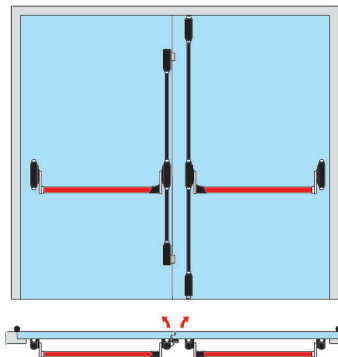
59010+1-07063-70-0+59000+1-07063-70-0
59015+1-07063-70-0+59015+1-07063-70-0

Series TOUCH-BAR

59810+1-07063-60-0+59810+1-07063-60-0
59815+1-07063-60-0+59815+1-07063-60-0

Right hand

Left hand



Series CISA PRESTIGE

59311+1-07063-20-0+59316+1-07063-20-0
59351+1-07063-21-0+59366+1-07063-21-0

Series EUROPA

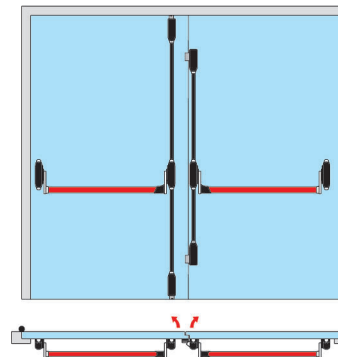
59010+1-07063-50-0+59015+1-07063-60-0

Series TOUCH-BAR

59810+1-07063-50-0+59815+1-07063-60-0

Right hand

Left hand



Series CISA PRESTIGE

59316+1-07063-20-0+59316+1-07063-20-0
59366+1-07063-21-0+59366+1-07063-21-0

Series EUROPA

59015+1-07063-50-0+59010+1-07063-60-0

Series TOUCH-BAR

59815+1-07063-50-0+59810+1-07063-60-0

NOTE:

Standard version CISA Panic exit devices can be installed on doors 70 mm max thickness, 2500 mm max height, 1300 mm max width.
On request they are also available for larger size doors.